



# 340 UHD

## Hydraulic Excavator

# Technical Specifications

Configurations and features may vary by region. Please consult your Cat® dealer for availability in your area.

## Table of Contents

<b>Specifications</b> .....	<b>2</b>
Engine .....	2
Swing Mechanism .....	2
Weights .....	2
Track .....	2
Drive .....	2
Hydraulic System .....	3
Service Refill Capacities .....	3
Standards .....	3
Sound Performance .....	3
Air Conditioning System .....	3
Operating Weights and Ground Pressures .....	4
Major Component Weights .....	5
Dimensions .....	7
Working Ranges and Forces .....	19
Retrofit Boom (straight position) – Hydraulic Variable Gauge Undercarriage .....	28
Retrofit Boom (bent position) – Hydraulic Variable Gauge Undercarriage .....	33
Retrofit Boom (straight position) – Fixed Gauge Undercarriage .....	38
Retrofit Boom (bent position) – Fixed Gauge Undercarriage .....	46
Two-Piece Boom – Hydraulic Variable Gauge Undercarriage .....	54
Two-Piece Boom – Fixed Gauge Undercarriage .....	57
Attachments Offering Guide .....	60
Bucket Specifications and Compatibility .....	73
<b>Standard and Optional Equipment</b> .....	<b>77</b>
<b>Dealer Installed Kits and Attachments</b> .....	<b>80</b>

# 340 UHD Hydraulic Excavator Specifications

## Engine

Engine Model	Cat® C9.3B	
Net Power – ISO 9249:2007	232 kW	311 hp
Engine Power – ISO 14396:2002	234 kW	314 hp
Bore	115 mm	5 in
Stroke	149 mm	6 in
Displacement	9.3 L	568 in <sup>3</sup>

- Meets EU Stage V emission standards.
- Recommended for use up to 4500 m (14,760 ft) altitude with engine power derate above 2600 m (8,530 ft).
- Net power available at the flywheel when the engine is equipped with fan, air cleaner, aftertreatment, and alternator with engine speed at 1,800 rpm.

## Swing Mechanism

### UHD Fronts

Swing Speed	5.20 rpm	
Maximum Swing Torque	144 kN·m	106,000 lbf-ft

### Two-Piece Retrofit Boom and Retrofit Boom

Swing Speed	8.84 rpm	
Maximum Swing Torque	144 kN·m	106,000 lbf-ft

## Weights

Operating Weight	55 500 kg	120,400 lb
------------------	-----------	------------

- Hydraulic Variable Gauge undercarriage, 25 m (82'0") UHD front, 600 mm (24") HD triple grouser shoes, 9.0 mt (19,842 lb) counterweight and dedicated C linkage.

Operating Weight	54 700 kg	120,600 lb
------------------	-----------	------------

- Hydraulic Variable Gauge undercarriage, 22 m (72'2") UHD front, 600 mm (24") HD triple grouser shoes, 9.0 mt (19,842 lb) counterweight and dedicated C linkage.

Operating Weight	53 600 kg	118,200 lb
------------------	-----------	------------

- Hydraulic Variable Gauge undercarriage, Retrofit boom, R3.2DB (10'6") stick, GDC 2.27 m<sup>3</sup> (2.97 yd<sup>3</sup>) bucket, 600 mm (24") HD triple grouser shoes, 9.0 mt (19,842 lb) counterweight and DB linkage.

Operating Weight	54 100 kg	119,300 lb
------------------	-----------	------------

- Hydraulic Variable Gauge undercarriage, Two-Piece Retrofit boom, R3.2 m (10'6") stick, 600 mm (24") HD triple grouser shoes, 9.0 mt (19,842 lb) counterweight and DB linkage.

## Track

### Fixed Gauge

Optional Track Shoes Width	600 mm	24"
Optional Track Shoes Width	700 mm	28"
Number of Shoes (each side)	49	
Number of Track Rollers (each side)	8	
Number of Carrier Rollers (each side)	2	

### Hydraulic Variable Gauge

Optional Track Shoes Width	600 mm	24"
Optional Track Shoes Width	700 mm	28"
Number of Shoes (each side)	56	
Number of Track Rollers (each side)	10	
Number of Carrier Rollers (each side)	3	

## Drive

Maximum Gradeability	35°/70%	
Maximum Travel Speed	4.8 km/h	3.0 mph
Maximum Drawbar Pull	289 kN	64,857 lbf

# 340 UHD Hydraulic Excavator Specifications

## Hydraulic System

Main System – Maximum Flow – Implement	558 L/min (279 × 2 pumps)	147 gal/min (103 × 2 pumps)
Maximum Pressure – Equipment – Implement	35 000 kPa	5,076 psi
Maximum Pressure – Equipment – Lift Mode	38 000 kPa	5,511 psi
Maximum Pressure – Travel	35 000 kPa	5,076 psi
Maximum Pressure – Swing	29 400 kPa	4,264 psi
Base Boom Cylinder – Bore	160 mm	6 in
Base Boom Cylinder – Stroke	1446 mm	57 in
Fore Boom Cylinder – Bore	170 mm	7 in
Fore Boom Cylinder – Stroke	1738 mm	68 in
UHD Stick Cylinder – Bore	160 mm	6 in
UHD Stick Cylinder – Stroke	1039 mm	41 in
Dedicated C Bucket Cylinder – Bore for UHD	140 mm	6 in
Dedicated C Bucket Cylinder – Stroke for UHD	1100 mm	43 in
Retrofit Front Stick Cylinder	170 mm	7 in
Retrofit Front Stick Cylinder	1738 mm	68 in
DB Bucket Cylinder – Bore for Retrofit and Two-Piece Retrofit Boom	150 mm	6 in
DB Bucket Cylinder – Stroke for Retrofit and Two-Piece Retrofit Boom	1151 mm	45 in
Two-Piece Retrofit Boom – Bore	190 mm	7 in
Two-Piece Retrofit Boom – Stroke	865 mm	34 in
Two-Piece Retrofit Boom Stick Cylinder – Bore	150 mm	6 in
Two-Piece Retrofit Boom Cylinder – Stroke	1151 mm	45 in

## Service Refill Capacities

Fuel Tank Capacity	600 L	159 gal
Cooling System	40 L	10 gal
Engine Oil (with filter)	32 L	8 gal
Swing Drive	18 L	5 gal
Final Drive (each)	8 L	2 gal
Hydraulic System (including tank)	550 L	145 gal
Hydraulic Tank (including suction pipe)	161 L	43 gal
DEF Tank	80 L	21 gal

## Standards

Brakes	ISO 10265:2008
Cab/FOGS	ISO 10262:1998

## Sound Performance

ISO 6395:2008 (external)	105 dB(A)
ISO 6396:2008 (inside cab)	73 dB(A)

- When properly installed and maintained, the cab offered by Caterpillar, when tested with doors and windows closed according to ANSI/SAE J1166 OCT98, meets OSHA and MSHA requirements for operator sound exposure limits in effect at time of manufacture.
- Hearing protection may be needed when operating with an open operator station and cab (when not properly maintained or doors/windows open) for extended periods or in a noisy environment.

## Air Conditioning System

The air conditioning system on this machine contains the fluorinated greenhouse gas refrigerant R134a (Global Warming Potential = 1430). The system contains 1.00 kg of refrigerant, which has a CO<sub>2</sub> equivalent 1.430 metric tonnes.

# 340 UHD Hydraulic Excavator Specifications

## Operating Weights and Ground Pressures

Base Machine Configurations	600 mm (24") Triple Grouser Shoes		600 mm (24") Double Grouser Shoes		700 mm (28") Triple Grouser Shoes	
	Weight	Ground Pressure	Weight	Ground Pressure	Weight	Ground Pressure
	kg (lb)	kPa (psi)	kg (lb)	kPa (psi)	kg (lb)	kPa (psi)
<b>Base Frame with Track Rollers and Carrier Rollers</b>						
<b>9.0 mt (19,842 lb) Counterweight + Hydraulic Variable Gauge Undercarriage Base Machine</b>						
22 m (72'2") UHD Front (Base Boom, Nose Boom, Fore Boom) + 7.1 m (23'4") UHD Stick, Dedicated C Linkage	54 700 (120,600)	87.2 (12.7)	54 900 (121,000)	87.6 (12.7)	55 300 (121,900)	75.6 (11.0)
25 m (82'0") UHD Front (Base Boom, Nose Boom, Fore Boom) + 7.1 m (23'4") UHD Stick, Dedicated C Linkage	55 500 (122,400)	88.5 (12.8)	55 600 (122,600)	88.7 (12.9)	56 000 (123,500)	76.6 (11.1)
Retrofit Boom (Base Boom, Retrofit Boom) + R3.9DB (12'10") Reach Stick + 2.27 m <sup>3</sup> (2.97 yd <sup>3</sup> ) GDC Bucket	53 800 (118,600)	85.8 (12.4)	53 900 (118,800)	86.0 (12.5)	54 300 (119,700)	74.2 (10.8)
Retrofit Boom (Base Boom, Retrofit Boom) + R3.2DB (10'6") Reach Stick + 2.27 m <sup>3</sup> (2.97 yd <sup>3</sup> ) GDC Bucket	53 600 (118,200)	85.5 (12.4)	53 700 (118,400)	85.6 (12.4)	54 200 (119,500)	74.1 (10.7)
Retrofit Boom (Base Boom, Retrofit Boom) + R2.8DB (9'2") Reach Stick + 2.27 m <sup>3</sup> (2.97 yd <sup>3</sup> ) GDC Bucket	53 500 (117,900)	85.3 (12.4)	53 600 (118,200)	85.5 (12.4)	54 100 (119,300)	74.0 (10.7)
Two-Piece Retrofit Boom (Base Boom, Nose Boom, Fore Boom) + R3.2DB (10'6") Reach Stick	54 100 (119,300)	86.3 (12.5)	54 200 (119,500)	86.4 (12.5)	54 700 (120,600)	74.8 (10.8)
<b>9.0 mt (19,842 lb) Counterweight + Fixed Gauge Undercarriage Base Machine</b>						
22 m (72'2") UHD Front (Base Boom, Nose Boom, Fore Boom) + 7.1 m (23'4") UHD Stick, Dedicated C Linkage	43 800 (96,600)	81.6 (11.8)	44 000 (97,000)	82.0 (11.9)	43 500 (95,900)	69.5 (10.1)
Retrofit Boom (Base Boom, Retrofit Boom) + R3.9DB (12'10") Reach Stick + 2.27 m <sup>3</sup> (2.97 yd <sup>3</sup> ) GDC Bucket	42 900 (94,600)	79.9 (11.6)	43 000 (94,800)	80.1 (11.6)	42 600 (93,900)	68.0 (9.9)
Retrofit Boom (Base Boom, Retrofit Boom) + R3.2DB (10'6") Reach Stick + 2.27 m <sup>3</sup> (2.97 yd <sup>3</sup> ) GDC Bucket	42 700 (94,100)	79.5 (11.5)	42 800 (94,400)	79.7 (11.6)	42 800 (94,400)	67.7 (9.8)
Retrofit Boom (Base Boom, Retrofit Boom) + R2.8DB (9'2") Reach Stick + 2.27 m <sup>3</sup> (2.97 yd <sup>3</sup> ) GDC Bucket	42 600 (93,900)	79.4 (11.5)	42 700 (94,100)	79.5 (11.5)	42 300 (93,300)	67.5 (9.8)
Two-Piece Retrofit Boom (Base Boom, Nose Boom, Fore Boom) + R3.2DB (10'6") Reach Stick	43 200 (95,200)	80.5 (11.7)	43 300 (95,500)	80.7 (11.7)	42 900 (94,600)	68.5 (9.9)

All operating weights include a 90% fuel tank with 75 kg (165 lb) operator.

# 340 UHD Hydraulic Excavator Specifications

## Major Component Weights

	kg	lb
Base machine weight including upper frame, hydraulic variable gauge undercarriage, 9.0 mt (19,842 lb) counterweight, base frame, SF track rollers and carrier rollers; without base boom, boom cylinders, UHD front, Retrofit boom or Two-Piece Retrofit boom, fuel and operator.	37 340	82,320
Base machine weight including upper frame, fixed gauge undercarriage, 9.0 mt (19,842 lb) counterweight, base frame, SF track rollers and carrier rollers; without base boom, boom cylinders, UHD front, Retrofit boom or Two-Piece Retrofit boom, fuel and operator.	27 400	60,410
Track Shoes for use with Hydraulic Variable Gauge Undercarriage:		
600 mm (24") Width, HD 15.5 mm (0.6") Thick, Triple Grouser Track Shoes	5700	12,560
600 mm (24") Width, 15.5 mm (0.6") Thick, Double Grouser Track Shoes	5810	12,820
700 mm (28") Width, HD 15.5 mm (0.6") Thick, Triple Grouser Track Shoes	6240	13,750
Track Shoes for use with Fixed Gauge Undercarriage:		
600 mm (24") Width, HD 15.5 mm (0.6") Thick, Triple Grouser Track Shoes	4750	10,470
600 mm (24") Width, 15.5 mm (0.6") Thick, Double Grouser Track Shoes	4850	10,700
700 mm (28") Width, 11 mm (0.4") Thick, Triple Grouser Track Shoes	4450	9,800
Two Boom Cylinders	830	1,840
Weight of 90% Fuel Tank and 75 kg (165 lb) Operator	470	1,040
Counterweight:		
9.0 mt (19,842 lb) Counterweight	9000	19,840
Swing Frame:		
UHD Swing Frame	3360	7,410
Undercarriages:		
Base Frame with SF Track Rollers and Carrier Rollers for Hydraulic Variable Gauge Undercarriage	18 530	40,850
Base Frame with SF Track Rollers and Carrier Rollers for Fixed Gauge Undercarriage	8590	18,930
Booms (boom including lines, pins, stick cylinder [see footnote]):		
Base Boom	2600	5,740
UHD Nose Boom for 22 m (72'2")	3320	7,320
UHD Nose Boom for 25 m (82'0")	4080	8,980
Two-Piece Retrofit Nose Boom <sup>1</sup>	2700	5,950
UHD Fore Boom Cylinder	490	1,070
UHD Fore Boom <sup>2</sup>	1000	2,210
Two-Piece Retrofit Fore Boom <sup>3</sup>	2510	5,540
UHD Stick Cylinder	370	810
Retrofit Nose Boom	3180	7,000
Sticks (including lines, pins, bucket cylinder, bucket linkage):		
7.1 m (23'4") UHD Stick, Dedicated C Linkage	2610	5,750
R3.9DB (12'10") Reach Stick for Retrofit Boom	2070	4,560
R3.2DB (10'6") Reach Stick for Retrofit Boom	1890	4,180
R2.8DB (9'2") Reach Stick for Retrofit Boom	1800	3,960
R3.2DB (10'6") Reach Stick for Two-Piece Retrofit Boom	1960	4,310

<sup>1</sup> including fore cylinder

<sup>2</sup> without fore cylinder

<sup>3</sup> including stick cylinder

(continued on next page)

# 340 UHD Hydraulic Excavator Specifications

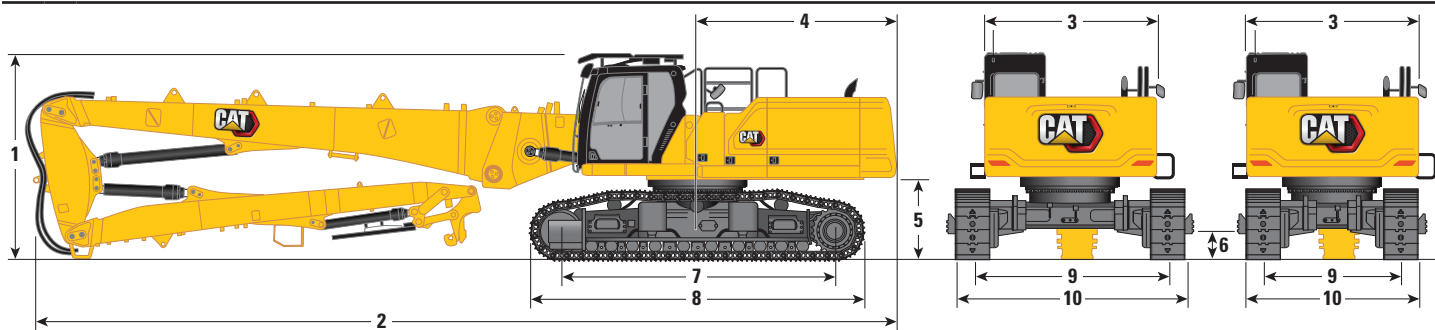
## Major Component Weights *(continued)*

	kg	lb
Buckets for Retrofit Front:		
2.27 m <sup>3</sup> (2.97 yd <sup>3</sup> ) GDC Bucket for DB	1590	3,510
Quick Couplers:		
CW Dedicated Quick Coupler for UHD Front	310	680
CW Dedicated Quick Coupler	480	1,060
Front with Cradle:		
22 m (72'2") UHD Front in Cradle	8830	19,460
25 m (82'0") UHD Front in Cradle	9370	20,660
R3.9 m (12'10") Retrofit Boom in Cradle	6090	13,430
R3.2 m (10'6") Retrofit Boom in Cradle	5920	13,040
R2.8 m (9'2") Retrofit Boom in Cradle	5820	12,830
Two-Piece Retrofit Boom in Cradle	8610	18,980
Cradle Only:		
Cradle for UHD Front	650	1,430
Cradle for Retrofit Boom	940	2,080
Cradle for Two-Piece Retrofit Boom	740	1,640

# 340 UHD Hydraulic Excavator Specifications

## Dimensions

All dimensions are approximate and may vary depending on bucket selection.



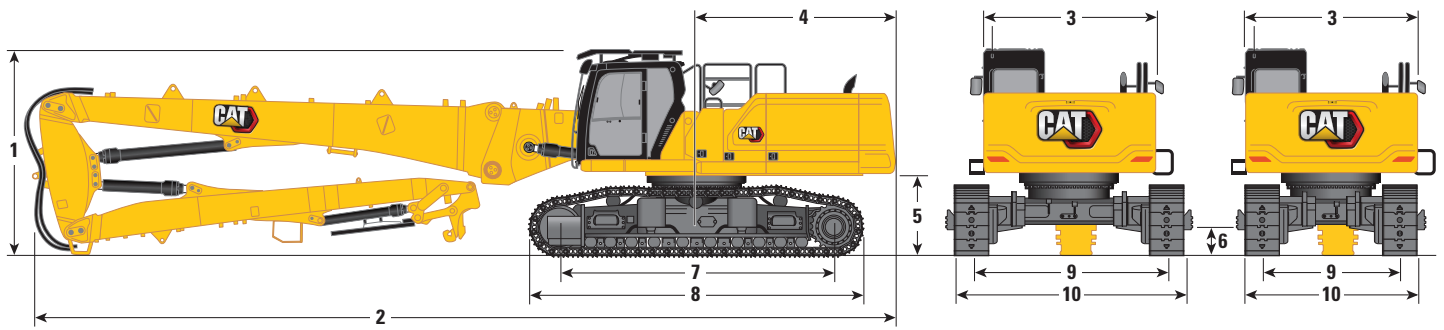
Boom Options	UHD Boom		UHD Boom		UHD Boom	
	25 m (82'0")		22 m (72'2")		22 m (72'2")	
Stick Options	UHD Stick				UHD Stick	
Undercarriage Options	Hydraulic Variable Gauge				Fixed Gauge	
<b>1 Machine Height:</b>						
Cab Height	3383 mm	11'1"	3383 mm	11'1"	3200 mm	10'6"
FOGS Height	3585 mm	11'9"	3585 mm	11'9"	3403 mm	11'2"
Handrails Height	3338 mm	10'11"	3338 mm	10'11"	3155 mm	10'4"
With Boom/Stick/Bucket Installed (with/without MP and QC lines) (no work tool)	3000 mm	9'10"	3000 mm	9'10"	3000 mm	9'10"
<b>2 Machine Length:</b>						
With Boom/Stick/Bucket Installed (with/without MP and QC lines) (no work tool)	18 160 mm	59'7"	15 160 mm	49'9"	15 160 mm	49'9"
Base Machine with Base Boom only (without counterweight)	6954 mm	22'10"	6954 mm	22'10"	6954 mm	22'10"
Base Machine with Base Boom only (with counterweight)	7077 mm	23'3"	7077 mm	23'3"	7077 mm	23'3"
Base Machine with Boom Cylinder only (without counterweight, base boom, nose boom, stick)	6253 mm	20'6"	6253 mm	20'6"	6253 mm	20'6"
<b>3 Upperframe Width without Handles</b>	3030 mm	9'11"	3030 mm	9'11"	3030 mm	9'11"
<b>4 Tail Swing Radius</b>	3521 mm	11'7"	3521 mm	11'7"	3521 mm	11'7"
<b>5 Counterweight Clearance without Shoe Lug</b>	1397 mm	4'7"	1397 mm	4'7"	1213 mm	4'0"
Counterweight Clearance with Shoe Lug	1431 mm	4'8"	1431 mm	4'8"	1247 mm	4'1"
<b>6 Ground Clearance without Shoe Lug</b>	510 mm	1'8"	510 mm	1'8"	476 mm	1'7"
<b>7 Length to Center of Rollers</b>	4770 mm	15'8"	4770 mm	15'8"	4040 mm	13'3"
<b>8 Track Length with Triple Grouser Shoes</b>	5770 mm	18'11"	5770 mm	18'11"	5040 mm	16'6"
<b>9 Track Gauge:</b>						
Retracted	2400 mm	7'10"	2400 mm	7'10"	—	—
Extended	3400 mm	11'2"	3400 mm	11'2"	—	—
Fixed	—	—	—	—	2590 mm	8'6"

(continued on next page)

# 340 UHD Hydraulic Excavator Specifications

## Dimensions (continued)

All dimensions are approximate and may vary depending on bucket selection.



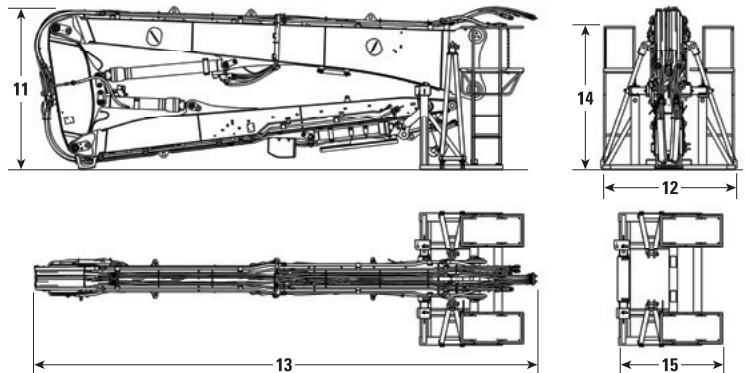
Boom Options	UHD Boom 25 m (82'0")		UHD Boom 22 m (72'2")		UHD Boom 22 m (72'2")	
Stick Options	UHD Stick Hydraulic Variable Gauge				UHD Stick Fixed Gauge	
Undercarriage Options	Hydraulic Variable Gauge				Fixed Gauge	
<b>10</b> Undercarriage Width – Retracted (with steps):						
600 mm (24") Shoes	3255 mm	10'8"	3255 mm	10'8"	—	—
700 mm (28") Shoes	3255 mm	10'8"	3255 mm	10'8"	—	—
Undercarriage Width – Extended (with steps):						
600 mm (24") Shoes	4255 mm	14'0"	4255 mm	14'0"	—	—
700 mm (28") Shoes	4255 mm	14'0"	4255 mm	14'0"	—	—
Undercarriage Width – Retracted (without steps):						
600 mm (24") Shoes	3000 mm	9'10"	3000 mm	9'10"	—	—
700 mm (28") Shoes	3100 mm	10'2"	3100 mm	10'2"	—	—
Undercarriage Width – Extended (without steps):						
600 mm (24") Shoes	4000 mm	13'1"	4000 mm	13'1"	—	—
700 mm (28") Shoes	4100 mm	13'5"	4100 mm	13'5"	—	—
Undercarriage Width (without steps):						
600 mm (24") Shoes	—	—	—	—	3190 mm	10'6"
700 mm (28") Shoes	—	—	—	—	3290 mm	10'10"

## Front Transportation Dimensions:

### UHD Front

	25 m (82'0")		22 m (72'2")	
<b>11</b> Height*	3020 mm	9'11"	2990 mm	9'10"
<b>12</b> Width*	2500 mm	8'2"	2500 mm	8'2"
<b>13</b> Length*	12 030 mm	39'6"	9090 mm	29'10"
<b>14</b> Height of Cradle only	2644 mm	8'8"	2644 mm	8'8"
<b>15</b> Length of Cradle only	1995 mm	6'7"	1995 mm	6'7"

\*with or without quick coupler

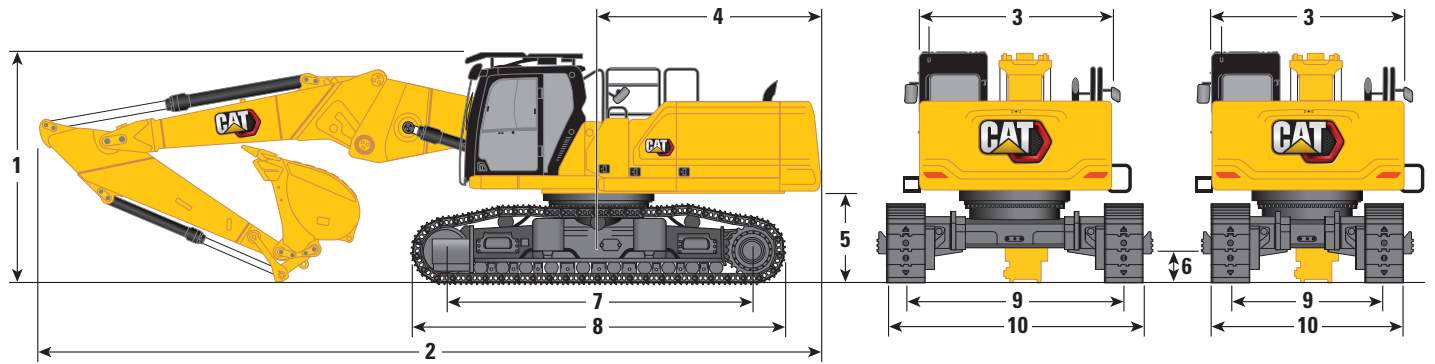




# 340 UHD Hydraulic Excavator Specifications

## Dimensions

All dimensions are approximate and may vary depending on bucket selection.



### Boom Option

### Retrofit Boom Straight Position

### Stick Options

R3.9DB (12'10")

R3.2DB (10'6")

R2.8DB (9'2")

### Undercarriage Option

Hydraulic Variable Gauge

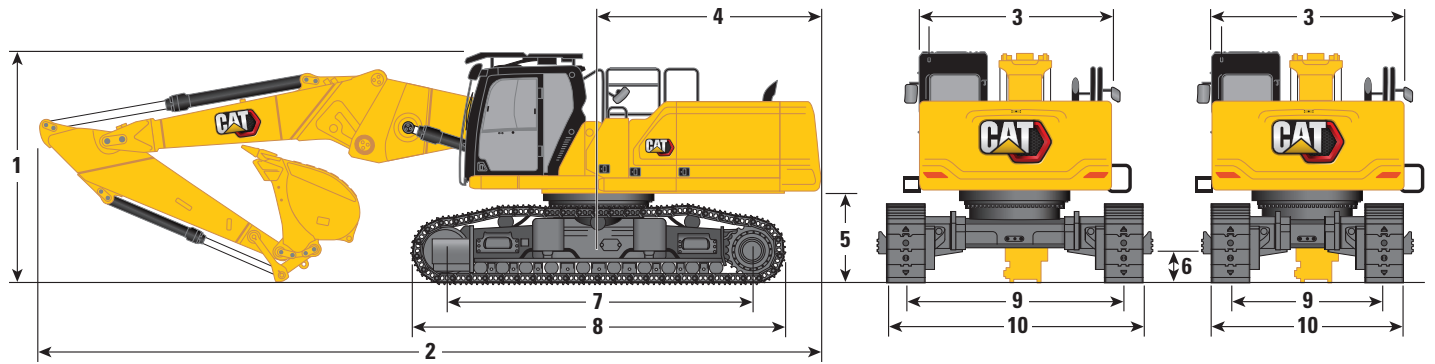
	R3.9DB (12'10")		R3.2DB (10'6")		R2.8DB (9'2")	
<b>1 Machine Height:</b>						
Cab Height	3383 mm	11'1"	3383 mm	11'1"	3383 mm	11'1"
FOGS Height	3585 mm	11'9"	3585 mm	11'9"	3585 mm	11'9"
Handrails Height	3338 mm	10'11"	3338 mm	10'11"	3338 mm	10'11"
With Boom/Stick/Bucket Installed (with/without MP and QC lines)	4179 mm	13'9"	3900 mm	12'10"	3958 mm	13'0"
<b>2 Machine Length:</b>						
With Boom/Stick/Bucket Installed (with/without MP and QC lines)	12 122 mm	39'9"	12 147 mm	39'10"	12 140 mm	39'10"
Base Machine with Base Boom only (without counterweight)	6954 mm	22'10"	6954 mm	22'10"	6954 mm	22'10"
Base Machine with Base Boom only (with counterweight)	7077 mm	23'3"	7077 mm	23'3"	7077 mm	23'3"
<b>3 Upperframe Width without Handles</b>	3030 mm	9'11"	3030 mm	9'11"	3030 mm	9'11"
<b>4 Tail Swing Radius</b>	3521 mm	11'7"	3521 mm	11'7"	3521 mm	11'7"
<b>5 Counterweight Clearance without Shoe Lug</b>	1397 mm	4'7"	1397 mm	4'7"	1397 mm	4'7"
Counterweight Clearance with Shoe Lug	1431 mm	4'8"	1431 mm	4'8"	1431 mm	4'8"
<b>6 Ground Clearance without Shoe Lug</b>	510 mm	1'8"	510 mm	1'8"	510 mm	1'8"
<b>7 Length to Center of Rollers</b>	4770 mm	15'8"	4770 mm	15'8"	4770 mm	15'8"
<b>8 Track Length</b>	5770 mm	18'11"	5770 mm	18'11"	5770 mm	18'11"
<b>9 Track Gauge:</b>						
Retracted	2400 mm	7'10"	2400 mm	7'10"	2400 mm	7'10"
Extended	3400 mm	11'2"	3400 mm	11'2"	3400 mm	11'2"
Fixed	—	—	—	—	—	—
Bucket Type	GDC		GDC		GDC	
Bucket Capacity	2.27 m <sup>3</sup>	2.97 yd <sup>3</sup>	2.27 m <sup>3</sup>	2.97 yd <sup>3</sup>	2.27 m <sup>3</sup>	2.97 yd <sup>3</sup>
Bucket Tip Radius	1762 mm	5'9"	1762 mm	5'9"	1762 mm	5'9"

(continued on next page)

# 340 UHD Hydraulic Excavator Specifications

## Dimensions (continued)

All dimensions are approximate and may vary depending on bucket selection.



### Boom Option

### Retrofit Boom Straight Position

### Stick Options

R3.9DB (12'10")

R3.2DB (10'6")

R2.8DB (9'2")

### Undercarriage Option

### Hydraulic Variable Gauge

#### 10 Undercarriage Width – Retracted (with steps):

	R3.9DB (12'10")	R3.2DB (10'6")	R2.8DB (9'2")
600 mm (24") Shoes	3255 mm 10'8"	3255 mm 10'8"	3255 mm 10'8"
700 mm (28") Shoes	3255 mm 10'8"	3255 mm 10'8"	3255 mm 10'8"

#### Undercarriage Width – Extended (with steps):

600 mm (24") Shoes	4255 mm 14'0"	4255 mm 14'0"	4255 mm 14'0"
700 mm (28") Shoes	4255 mm 14'0"	4255 mm 14'0"	4255 mm 14'0"

#### Undercarriage Width – Retracted (without steps):

600 mm (24") Shoes	3000 mm 9'10"	3000 mm 9'10"	3000 mm 9'10"
700 mm (28") Shoes	3100 mm 10'2"	3100 mm 10'2"	3100 mm 10'2"

#### Undercarriage Width – Extended (without steps):

600 mm (24") Shoes	4000 mm 13'1"	4000 mm 13'1"	4000 mm 13'1"
700 mm (28") Shoes	4100 mm 13'5"	4100 mm 13'5"	4100 mm 13'5"

### Bucket Type

GDC

GDC

GDC

### Bucket Capacity

2.27 m<sup>3</sup> 2.97 yd<sup>3</sup> 2.27 m<sup>3</sup> 2.97 yd<sup>3</sup> 2.27 m<sup>3</sup> 2.97 yd<sup>3</sup>

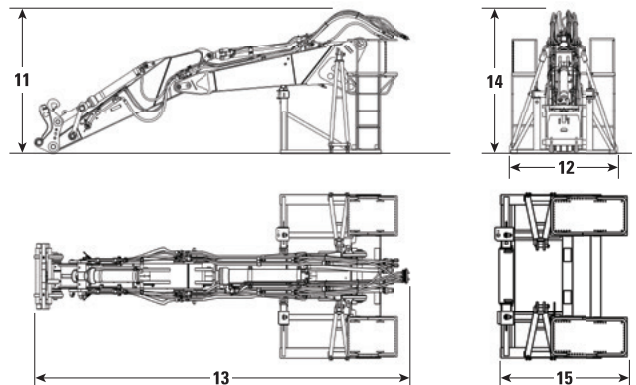
### Bucket Tip Radius

1762 mm 5'9" 1762 mm 5'9" 1762 mm 5'9"

## Front Transportation Dimensions:

### Retrofit Boom (Straight Position)

	R3.9DB (12'10")	R3.2DB (10'6")	R2.8DB (9'2")
11 Maximum Height*	2790 mm 9'2"	2890 mm 9'6"	2950 mm 9'8"
12 Maximum Width*	2500 mm 8'2"	2500 mm 8'2"	2500 mm 8'2"
13 Maximum Length (with quick coupler)	8770 mm 28'9"	7870 mm 25'10"	7550 mm 24'9"
Maximum Length (without quick coupler)	9090 mm 29'10"	8300 mm 27'3"	7870 mm 25'10"
14 Height of Cradle only	2644 mm 8'8"	2644 mm 8'8"	2644 mm 8'8"
15 Length of Cradle only	2784 mm 9'2"	2784 mm 9'2"	2784 mm 9'2"

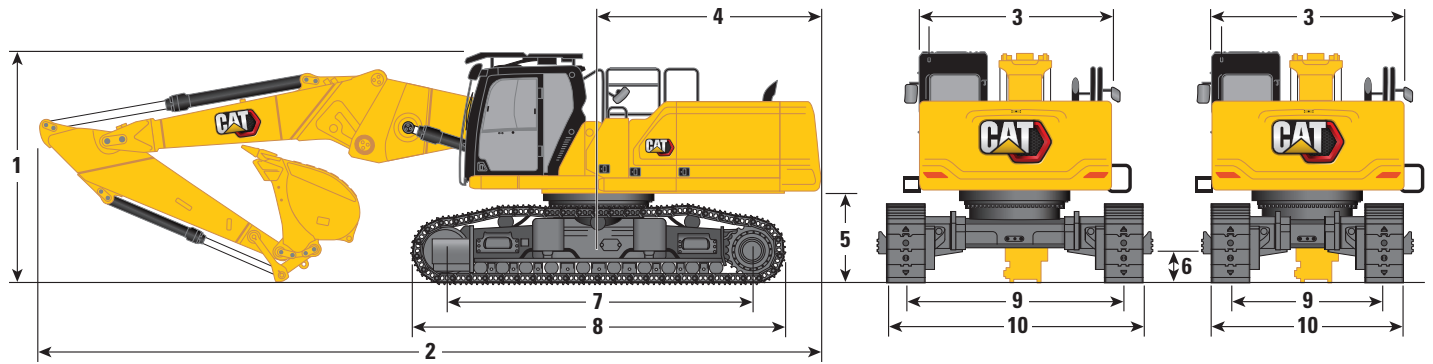


\*with or without quick coupler

# 340 UHD Hydraulic Excavator Specifications

## Dimensions

All dimensions are approximate and may vary depending on bucket selection.



### Boom Option

### Retrofit Boom Straight Position

### Stick Options

R3.9DB (12'10")

R3.2DB (10'6")

R2.8DB (9'2")

### Undercarriage Option

Fixed Gauge

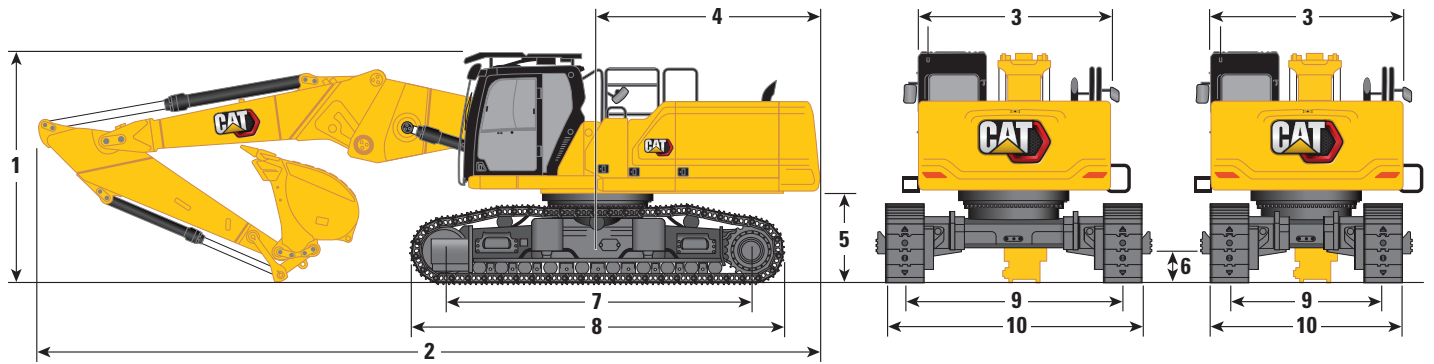
<b>1</b> Machine Height:								
Cab Height	3200 mm	10'6"	3200 mm	10'6"	3200 mm	10'6"	3200 mm	
FOGS Height	3403 mm	11'2"	3403 mm	11'2"	3403 mm	11'2"	3403 mm	
Handrails Height	3155 mm	10'4"	3155 mm	10'4"	3155 mm	10'4"	3155 mm	
With Boom/Stick/Bucket Installed (with/without MP and QC lines)	4140 mm	13'7"	3850 mm	12'8"	3890 mm	12'9"	3890 mm	
<b>2</b> Machine Length:								
With Boom/Stick/Bucket Installed (with/without MP and QC lines)	12 090 mm	39'8"	12 140 mm	39'10"	12 130 mm	39'10"	12 130 mm	
Base Machine with Base Boom only (without counterweight)	6954 mm	22'10"	6954 mm	22'10"	6954 mm	22'10"	6954 mm	
Base Machine with Base Boom only (with counterweight)	7077 mm	23'3"	7077 mm	23'3"	7077 mm	23'3"	7077 mm	
<b>3</b> Upperframe Width without Handles	3030 mm	9'11"	3030 mm	9'11"	3030 mm	9'11"	3030 mm	
<b>4</b> Tail Swing Radius	3521 mm	11'7"	3521 mm	11'7"	3521 mm	11'7"	3521 mm	
<b>5</b> Counterweight Clearance without Shoe Lug	1213 mm	4'0"	1213 mm	4'0"	1213 mm	4'0"	1213 mm	
Counterweight Clearance with Shoe Lug	1247 mm	4'1"	1247 mm	4'1"	1247 mm	4'1"	1247 mm	
<b>6</b> Ground Clearance without Shoe Lug	476 mm	1'7"	476 mm	1'7"	476 mm	1'7"	476 mm	
<b>7</b> Length to Center of Rollers	4040 mm	13'3"	4040 mm	13'3"	4040 mm	13'3"	4040 mm	
<b>8</b> Track Length	5040 mm	16'6"	5040 mm	16'6"	5040 mm	16'6"	5040 mm	
<b>9</b> Track Gauge:								
Fixed	2590 mm	8'6"	2590 mm	8'6"	2590 mm	8'6"	2590 mm	
Bucket Type	GDC		GDC		GDC		GDC	
Bucket Capacity	2.27 m <sup>3</sup>	2.97 yd <sup>3</sup>	2.27 m <sup>3</sup>	2.97 yd <sup>3</sup>	2.27 m <sup>3</sup>	2.97 yd <sup>3</sup>	2.27 m <sup>3</sup>	2.97 yd <sup>3</sup>
Bucket Tip Radius	1762 mm	5'9"	1762 mm	5'9"	1762 mm	5'9"	1762 mm	5'9"

(continued on next page)

# 340 UHD Hydraulic Excavator Specifications

## Dimensions (continued)

All dimensions are approximate and may vary depending on bucket selection.



### Boom Option

### Stick Options

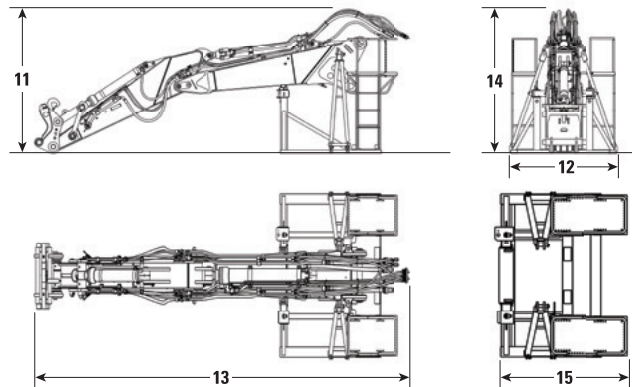
### Undercarriage Option

#### 10 Undercarriage Width (without steps):

	R3.9DB (12'10")		R3.2DB (10'6")		R2.8DB (9'2")	
	Fixed Gauge					
600 mm (24") Shoes	3190 mm	10'6"	3190 mm	10'6"	3190 mm	10'6"
700 mm (28") Shoes	3290 mm	10'10"	3290 mm	10'10"	3290 mm	10'10"
Bucket Type	GDC		GDC		GDC	
Bucket Capacity	2.27 m <sup>3</sup>	2.97 yd <sup>3</sup>	2.27 m <sup>3</sup>	2.97 yd <sup>3</sup>	2.27 m <sup>3</sup>	2.97 yd <sup>3</sup>
Bucket Tip Radius	1762 mm	5'9"	1762 mm	5'9"	1762 mm	5'9"

### Front Transportation Dimensions: Retrofit Boom (Straight Position)

	R3.9DB (12'10")		R3.2DB (10'6")		R2.8DB (9'2")	
11 Maximum Height*	2790 mm	9'2"	2890 mm	9'6"	2950 mm	9'8"
12 Maximum Width*	2500 mm	8'2"	2500 mm	8'2"	2500 mm	8'2"
13 Maximum Length (with quick coupler)	8770 mm	28'9"	7870 mm	25'10"	7550 mm	24'9"
Maximum Length (without quick coupler)	9090 mm	29'10"	8300 mm	27'3"	7870 mm	25'10"
14 Height of Cradle only	2644 mm	8'8"	2644 mm	8'8"	2644 mm	8'8"
15 Length of Cradle only	2784 mm	9'2"	2784 mm	9'2"	2784 mm	9'2"

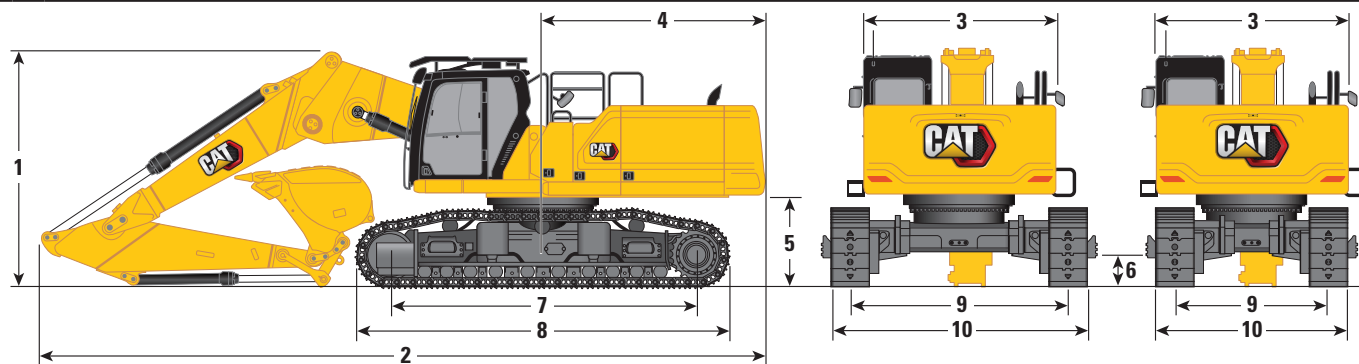


\*with or without quick coupler

# 340 UHD Hydraulic Excavator Specifications

## Dimensions

All dimensions are approximate and may vary depending on bucket selection.



### Boom Option

### Retrofit Boom Bent Position

### Stick Options

R3.9DB (12'10")

R3.2DB (10'6")

R2.8DB (9'2")

### Undercarriage Option

Hydraulic Variable Gauge

### 1 Machine Height:

Cab Height	3383 mm	11'1"	3383 mm	11'1"	3383 mm	11'1"
FOGS Height	3585 mm	11'9"	3585 mm	11'9"	3585 mm	11'9"
Handrails Height	3338 mm	10'11"	3338 mm	10'11"	3338 mm	10'11"
With Boom/Stick/Bucket Installed (with/without MP and QC lines)	4019 mm	13'2"	3953 mm	13'0"	4193 mm	13'9"

### 2 Machine Length:

With Boom/Stick/Bucket Installed (with/without MP and QC lines)	11 328 mm	37'2"	11 302 mm	37'1"	11 431 mm	37'6"
Base Machine with Base Boom only (without counterweight)	6954 mm	22'10"	6954 mm	22'10"	6954 mm	22'10"
Base Machine with Base Boom only (with counterweight)	7077 mm	23'3"	7077 mm	23'3"	7077 mm	23'3"

3 Upperframe Width without Handles	3030 mm	9'11"	3030 mm	9'11"	3030 mm	9'11"
------------------------------------	---------	-------	---------	-------	---------	-------

4 Tail Swing Radius	3521 mm	11'7"	3521 mm	11'7"	3521 mm	11'7"
---------------------	---------	-------	---------	-------	---------	-------

5 Counterweight Clearance without Shoe Lug	1397 mm	4'7"	1397 mm	4'7"	1397 mm	4'7"
Counterweight Clearance with Shoe Lug	1431 mm	4'8"	1431 mm	4'8"	1431 mm	4'8"

6 Ground Clearance without Shoe Lug	510 mm	1'8"	510 mm	1'8"	510 mm	1'8"
-------------------------------------	--------	------	--------	------	--------	------

7 Length to Center of Rollers	4770 mm	15'8"	4770 mm	15'8"	4770 mm	15'8"
-------------------------------	---------	-------	---------	-------	---------	-------

8 Track Length	5770 mm	18'11"	5770 mm	18'11"	5770 mm	18'11"
----------------	---------	--------	---------	--------	---------	--------

### 9 Track Gauge:

Retracted	2400 mm	7'10"	2400 mm	7'10"	2400 mm	7'10"
Extended	3400 mm	11'2"	3400 mm	11'2"	3400 mm	11'2"

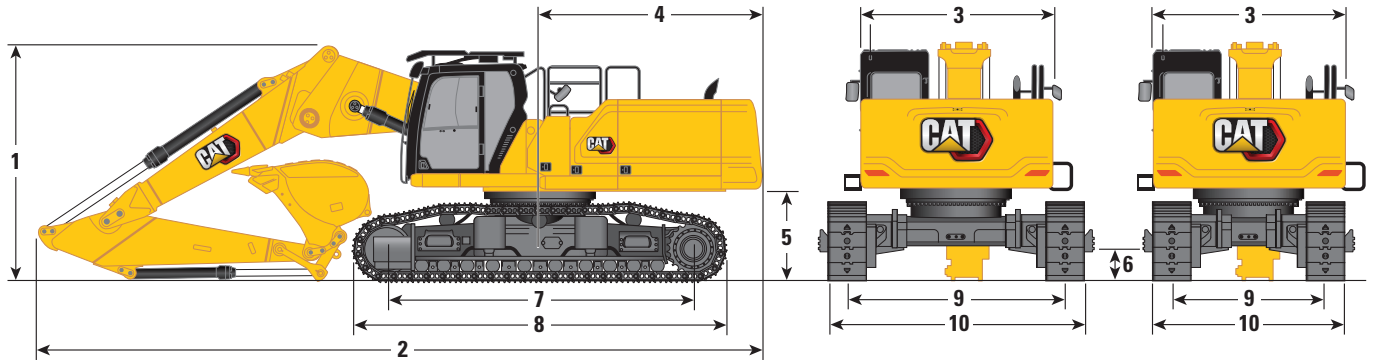
Bucket Type	GDC		GDC		GDC	
Bucket Capacity	2.27 m <sup>3</sup>	2.97 yd <sup>3</sup>	2.27 m <sup>3</sup>	2.97 yd <sup>3</sup>	2.27 m <sup>3</sup>	2.97 yd <sup>3</sup>
Bucket Tip Radius	1762 mm	5'9"	1762 mm	5'9"	1762 mm	5'9"

(continued on next page)

# 340 UHD Hydraulic Excavator Specifications

## Dimensions (continued)

All dimensions are approximate and may vary depending on bucket selection.



### Boom Option

### Retrofit Boom Bent Position

### Stick Options

R3.9DB (12'10")

R3.2DB (10'6")

R2.8DB (9'2")

### Undercarriage Option

### Hydraulic Variable Gauge

#### 10 Undercarriage Width – Retracted (with steps):

600 mm (24") Shoes	3255 mm	10'8"	3255 mm	10'8"	3255 mm	10'8"
700 mm (28") Shoes	3255 mm	10'8"	3255 mm	10'8"	3255 mm	10'8"

#### Undercarriage Width – Extended (with steps):

600 mm (24") Shoes	4255 mm	14'0"	4255 mm	14'0"	4255 mm	14'0"
700 mm (28") Shoes	4255 mm	14'0"	4255 mm	14'0"	4255 mm	14'0"

#### Undercarriage Width – Retracted (without steps):

600 mm (24") Shoes	3000 mm	9'10"	3000 mm	9'10"	3000 mm	9'10"
700 mm (28") Shoes	3100 mm	10'2"	3100 mm	10'2"	3100 mm	10'2"

#### Undercarriage Width – Extended (without steps):

600 mm (24") Shoes	4000 mm	13'1"	4000 mm	13'1"	4000 mm	13'1"
700 mm (28") Shoes	4100 mm	13'5"	4100 mm	13'5"	4100 mm	13'5"

#### Undercarriage Width (without steps):

600 mm (24") Shoes	—	—	—	3190 mm	10'6"	3190 mm
700 mm (28") Shoes	—	—	—	3290 mm	10'10"	3290 mm

### Bucket Type

GDC

GDC

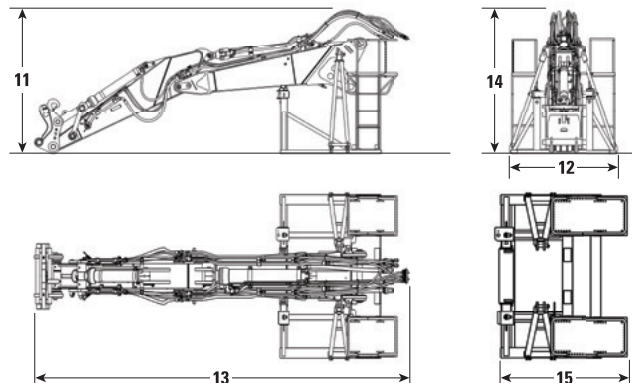
GDC

Bucket Capacity	2.27 m <sup>3</sup>	2.97 yd <sup>3</sup>	2.27 m <sup>3</sup>	2.97 yd <sup>3</sup>	2.27 m <sup>3</sup>	2.97 yd <sup>3</sup>
Bucket Tip Radius	1762 mm	5'9"	1762 mm	5'9"	1762 mm	5'9"

### Front Transportation Dimensions:

#### Retrofit Boom (Bent Position)

	R3.9DB (12'10")	R3.2DB (10'6")	R2.8DB (9'2")
<b>11</b> Maximum Height*	2790 mm 9'2"	2890 mm 9'6"	2950 mm 9'8"
<b>12</b> Maximum Width*	2500 mm 8'2"	2500 mm 8'2"	2500 mm 8'2"
<b>13</b> Maximum Length (with quick coupler)	8770 mm 28'9"	7870 mm 25'10"	7550 mm 24'9"
Maximum Length (without quick coupler)	9090 mm 29'10"	8300 mm 27'3"	7870 mm 25'10"
<b>14</b> Height of Cradle only	2644 mm 8'8"	2644 mm 8'8"	2644 mm 8'8"
<b>15</b> Length of Cradle only	2784 mm 9'2"	2784 mm 9'2"	2784 mm 9'2"

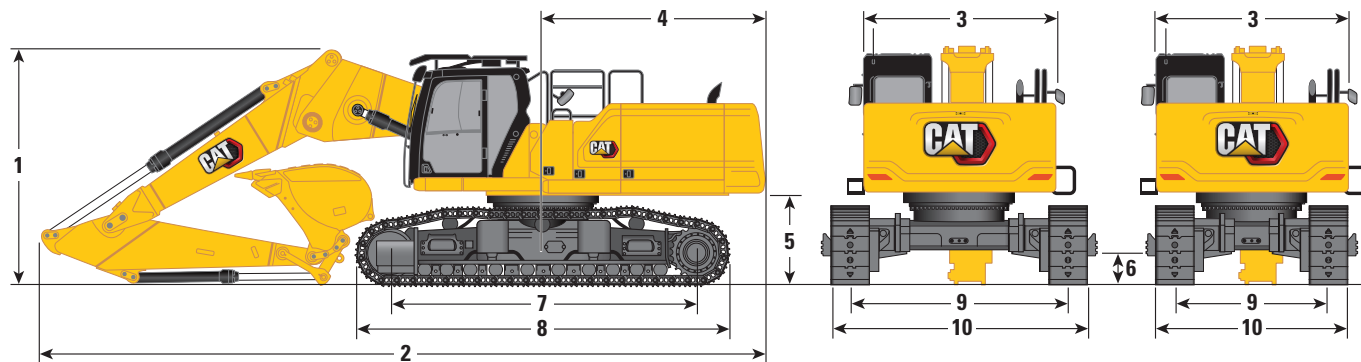


\*with or without quick coupler

# 340 UHD Hydraulic Excavator Specifications

## Dimensions

All dimensions are approximate and may vary depending on bucket selection.



### Boom Option

### Retrofit Boom Bent Position

### Stick Options

R3.9DB (12'10")

R3.2DB (10'6")

R2.8DB (9'2")

### Undercarriage Option

Fixed Gauge

### 1 Machine Height:

Cab Height	3200 mm	10'6"	3200 mm	10'6"	3200 mm	10'6"
FOGS Height	3403 mm	11'2"	3403 mm	11'2"	3403 mm	11'2"
Handrails Height	3155 mm	10'4"	3155 mm	10'4"	3155 mm	10'4"
With Boom/Stick/Bucket Installed (with/without MP and QC lines)	4030 mm	13'3"	3925 mm	12'11"	4130 mm	13'7"

### 2 Machine Length:

With Boom/Stick/Bucket Installed (with/without MP and QC lines)	11 410 mm	37'5"	11 380 mm	37'4"	11 460 mm	37'7"
Base Machine with Base Boom only (without counterweight)	6954 mm	22'10"	6954 mm	22'10"	6954 mm	22'10"
Base Machine with Base Boom only (with counterweight)	7077 mm	23'3"	7077 mm	23'3"	7077 mm	23'3"

3 Upperframe Width without Handles	3030 mm	9'11"	3030 mm	9'11"	3030 mm	9'11"
------------------------------------	---------	-------	---------	-------	---------	-------

4 Tail Swing Radius	3521 mm	11'7"	3521 mm	11'7"	3521 mm	11'7"
---------------------	---------	-------	---------	-------	---------	-------

5 Counterweight Clearance without Shoe Lug	1213 mm	4'0"	1213 mm	4'0"	1213 mm	4'0"
Counterweight Clearance with Shoe Lug	1247 mm	4'1"	1247 mm	4'1"	1247 mm	4'1"

6 Ground Clearance without Shoe Lug	476 mm	1'7"	476 mm	1'7"	476 mm	1'7"
-------------------------------------	--------	------	--------	------	--------	------

7 Length to Center of Rollers	4040 mm	13'3"	4040 mm	13'3"	4040 mm	13'3"
-------------------------------	---------	-------	---------	-------	---------	-------

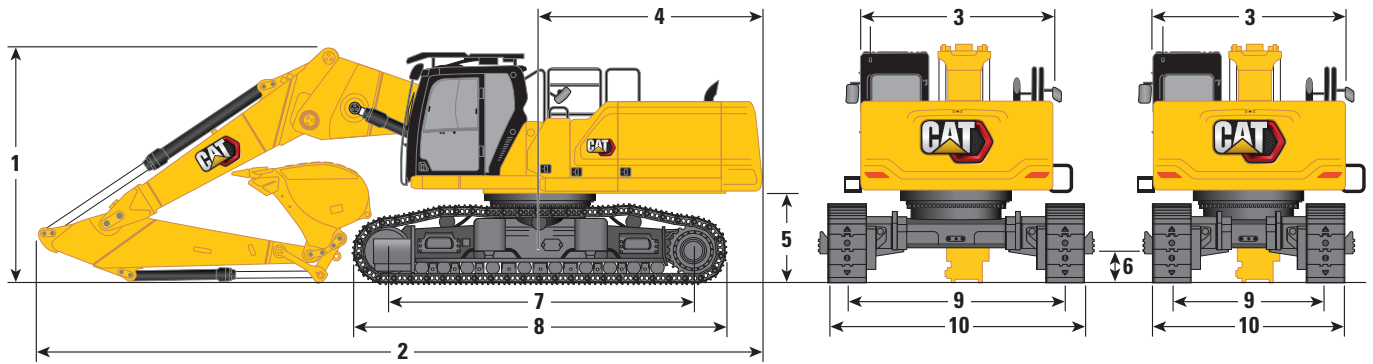
Bucket Type	GDC		GDC		GDC	
Bucket Capacity	2.27 m <sup>3</sup>	2.97 yd <sup>3</sup>	2.27 m <sup>3</sup>	2.97 yd <sup>3</sup>	2.27 m <sup>3</sup>	2.97 yd <sup>3</sup>
Bucket Tip Radius	1762 mm	5'9"	1762 mm	5'9"	1762 mm	5'9"

(continued on next page)

# 340 UHD Hydraulic Excavator Specifications

## Dimensions (continued)

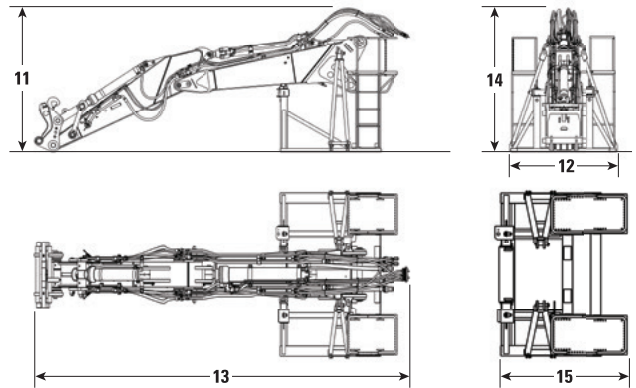
All dimensions are approximate and may vary depending on bucket selection.



Boom Option	Retrofit Boom Bent Position					
Stick Options	R3.9DB (12'10")		R3.2DB (10'6")		R2.8DB (9'2")	
Undercarriage Option	Fixed Gauge					
8 Track Length	5040 mm	16'6"	5040 mm	16'6"	5040 mm	16'6"
9 Track Gauge:						
Fixed	2590 mm	8'6"	2590 mm	8'6"	2590 mm	8'6"
10 Undercarriage Width (without steps):						
600 mm (24") Shoes	3190 mm	10'6"	3190 mm	10'6"	3190 mm	10'6"
700 mm (28") Shoes	3290 mm	10'10"	3290 mm	10'10"	3290 mm	10'10"
Bucket Type	GDC		GDC		GDC	
Bucket Capacity	2.27 m <sup>3</sup>	2.97 yd <sup>3</sup>	2.27 m <sup>3</sup>	2.97 yd <sup>3</sup>	2.27 m <sup>3</sup>	2.97 yd <sup>3</sup>
Bucket Tip Radius	1762 mm	5'9"	1762 mm	5'9"	1762 mm	5'9"

## Front Transportation Dimensions: Retrofit Boom (Bent Position)

	R3.9DB (12'10")	R3.2DB (10'6")	R2.8DB (9'2")
11 Maximum Height*	2790 mm 9'2"	2890 mm 9'6"	2950 mm 9'8"
12 Maximum Width*	2500 mm 8'2"	2500 mm 8'2"	2500 mm 8'2"
13 Maximum Length (with quick coupler)	8770 mm 28'9"	7870 mm 25'10"	7550 mm 24'9"
Maximum Length (without quick coupler)	9090 mm 29'10"	8300 mm 27'3"	7870 mm 25'10"
14 Height of Cradle only	2644 mm 8'8"	2644 mm 8'8"	2644 mm 8'8"
15 Length of Cradle only	2784 mm 9'2"	2784 mm 9'2"	2784 mm 9'2"



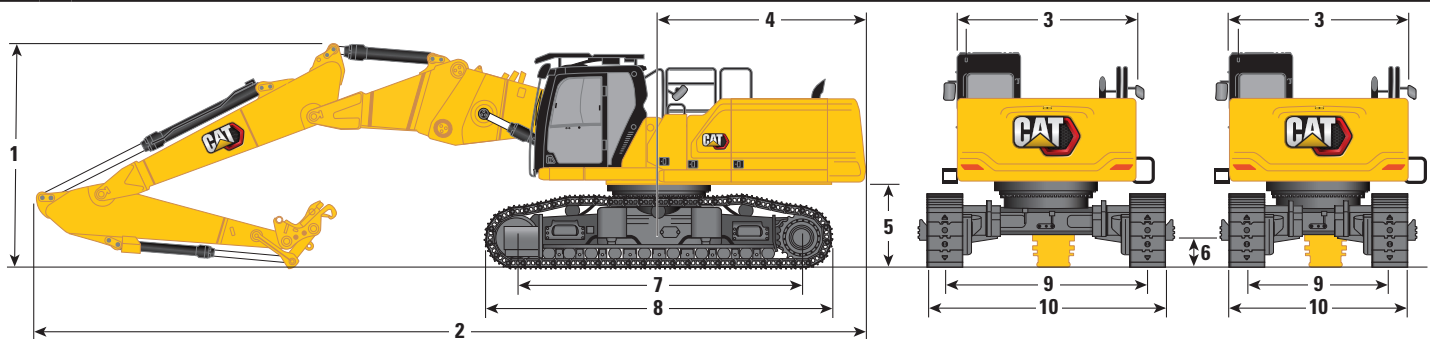
\*with or without quick coupler



# 340 UHD Hydraulic Excavator Specifications

## Dimensions

All dimensions are approximate and may vary depending on bucket selection.



**Boom Option**

**Two-Piece Retrofit Boom**

**Stick Option**

**R3.2DB (10'6")**

### Undercarriage Options

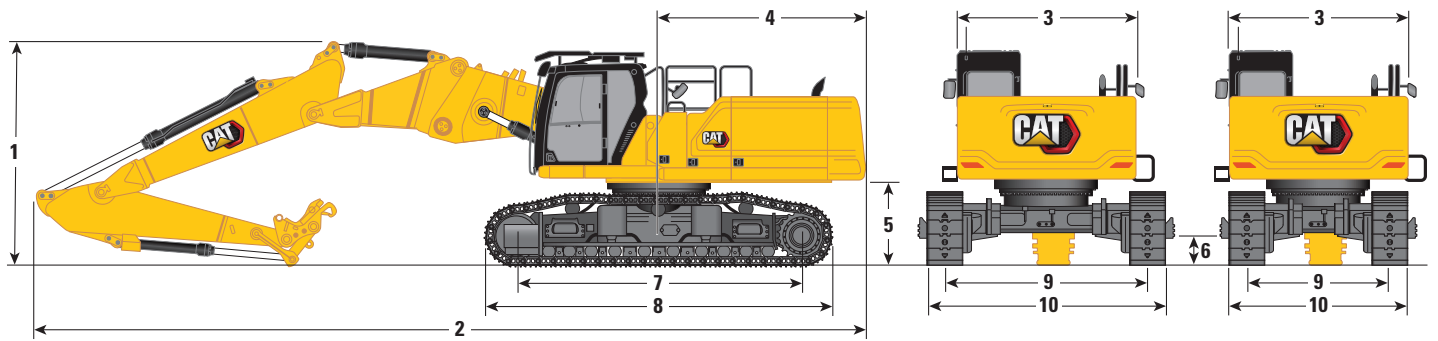
	Hydraulic Variable Gauge		Fixed Gauge	
<b>1 Machine Height:</b>				
Cab Height	3383 mm	11'1"	3200 mm	10'6"
FOGS Height	3585 mm	11'9"	3403 mm	11'2"
Handrails Height	3338 mm	10'11"	3155 mm	10'4"
With Boom/Stick/Bucket Installed (with/without MP and QC lines)	3790 mm	12'5"	3760 mm	12'4"
<b>2 Machine Length:</b>				
With Boom/Stick/Bucket Installed (with/without MP and QC lines)	13 930 mm	45'8"	13 960 mm	45'10"
Base Machine with Base Boom only (without counterweight)	6954 mm	22'10"	6954 mm	22'10"
Base Machine with Base Boom only (with counterweight)	7077 mm	23'3"	7077 mm	23'3"
Base Machine with Boom Cylinder only (without counterweight, base boom, nose boom, stick)	6253 mm	20'6"	6253 mm	20'6"
<b>3 Upperframe Width without Handles</b>	3030 mm	9'11"	3030 mm	9'11"
<b>4 Tail Swing Radius</b>	3521 mm	11'7"	3521 mm	11'7"
<b>5 Counterweight Clearance without Shoe Lug</b>	1397 mm	4'7"	1213 mm	4'0"
Counterweight Clearance with Shoe Lug	1431 mm	4'8"	1247 mm	4'1"
<b>6 Ground Clearance without Shoe Lug</b>	510 mm	1'8"	476 mm	1'7"
<b>7 Length to Center of Rollers</b>	4770 mm	15'8"	4040 mm	13'3"
<b>8 Track Length with Triple Grouser Shoes</b>	5770 mm	18'11"	5040 mm	16'6"
<b>9 Track Gauge:</b>				
Retracted	2400 mm	7'10"	—	—
Extended	3400 mm	11'2"	—	—
Fixed	—	—	2590 mm	8'6"

(continued on next page)

# 340 UHD Hydraulic Excavator Specifications

## Dimensions (continued)

All dimensions are approximate and may vary depending on bucket selection.



### Boom Option

#### Stick Option

### Two-Piece Retrofit Boom

#### R3.2DB (10'6")

### Undercarriage Options

#### 10 Undercarriage Width – Retracted (with steps):

600 mm (24") Shoes

3255 mm 10'8"

—

700 mm (28") Shoes

3255 mm 10'8"

—

#### Undercarriage Width – Extended (with steps):

600 mm (24") Shoes

4255 mm 14'0"

—

700 mm (28") Shoes

4255 mm 14'0"

—

#### Undercarriage Width – Retracted (without steps):

600 mm (24") Shoes

3000 mm 9'10"

—

700 mm (28") Shoes

3100 mm 10'2"

—

#### Undercarriage Width – Extended (without steps):

600 mm (24") Shoes

4000 mm 13'1"

—

700 mm (28") Shoes

4100 mm 13'5"

—

#### Undercarriage Width (without steps):

600 mm (24") Shoes

— 3190 mm 10'6"

700 mm (28") Shoes

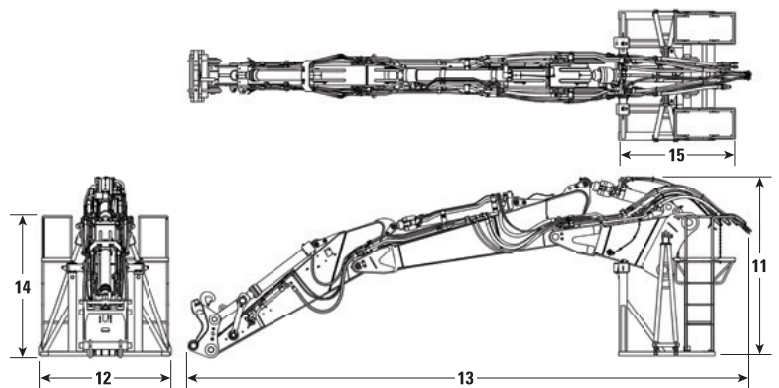
— 3290 mm 10'10"

### Front Transportation Dimensions: Two-Piece Retrofit Boom

#### R3.2DB (10'6")

<b>11</b> Maximum Height*	3420 mm 11'3"
<b>12</b> Maximum Width*	2500 mm 8'2"
<b>13</b> Maximum Length*	10 370 mm 34'0"
<b>14</b> Height of Cradle only	2644 mm 8'8"
<b>15</b> Length of Cradle only	2295 mm 7'6"

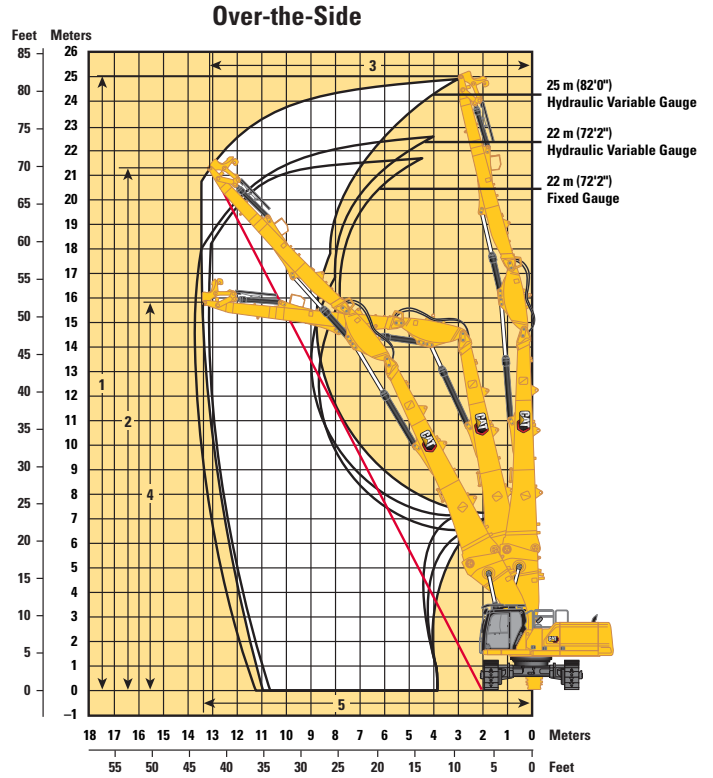
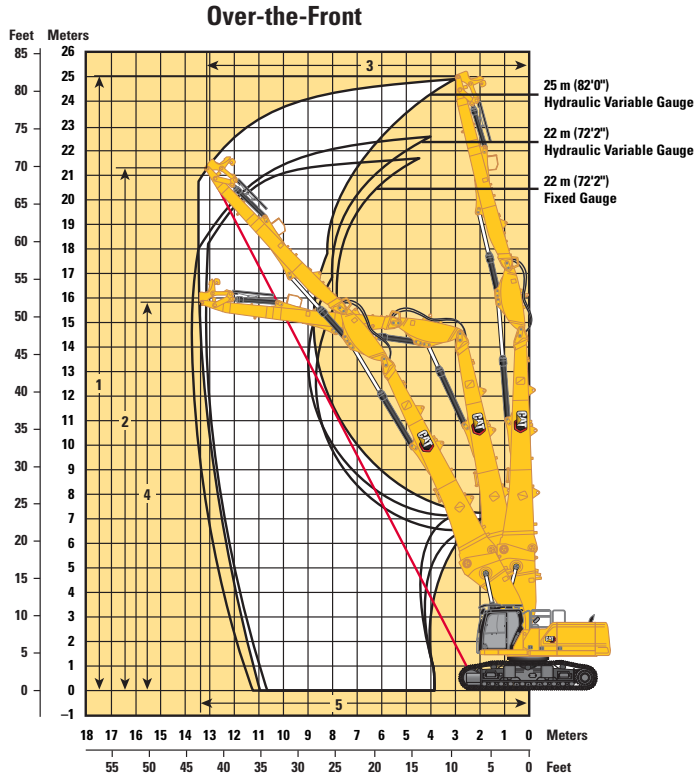
\*with or without quick coupler



# 340 UHD Hydraulic Excavator Specifications

## Working Ranges and Forces

All dimensions are approximate and may vary depending on bucket selection.



### Boom Options

### UHD Boom

25 m (82'0")      22 m (72'2")      22 m (72'2")

### Stick Options

### UHD Stick

### UHD Stick

### Undercarriage Options

### Hydraulic Variable Gauge

### Fixed Gauge

#### Over-the-Front:

<b>1</b> Maximum Pin Height at Stick Nose	25 000 mm	82'0"	22 000 mm	72'2"	21 820 mm	71'7"
Maximum Weight at Stick Nose	3300 kg	7,280 lb	3700 kg	8,160 lb	3700 kg	8,160 lb
<b>2</b> Maximum Working Pin Height at Stick Nose (1/2 line)	21 270 mm	69'9"	18 590 mm	61'0"	18 650 mm	61'2"
<b>3</b> Maximum Working Reach at Stick Nose (1/2 line)	13 020 mm	42'9"	11 680 mm	38'4"	11 345 mm	37'3"
<b>4</b> Maximum Height at Stick Nose in Maximum Reach Position	15 900 mm	52'2"	12 640 mm	41'6"	12 630 mm	41'5"
<b>5</b> Maximum Reach at Stick Nose	13 330 mm	43'9"	13 550 mm	44'5"	13 100 mm	43'0"

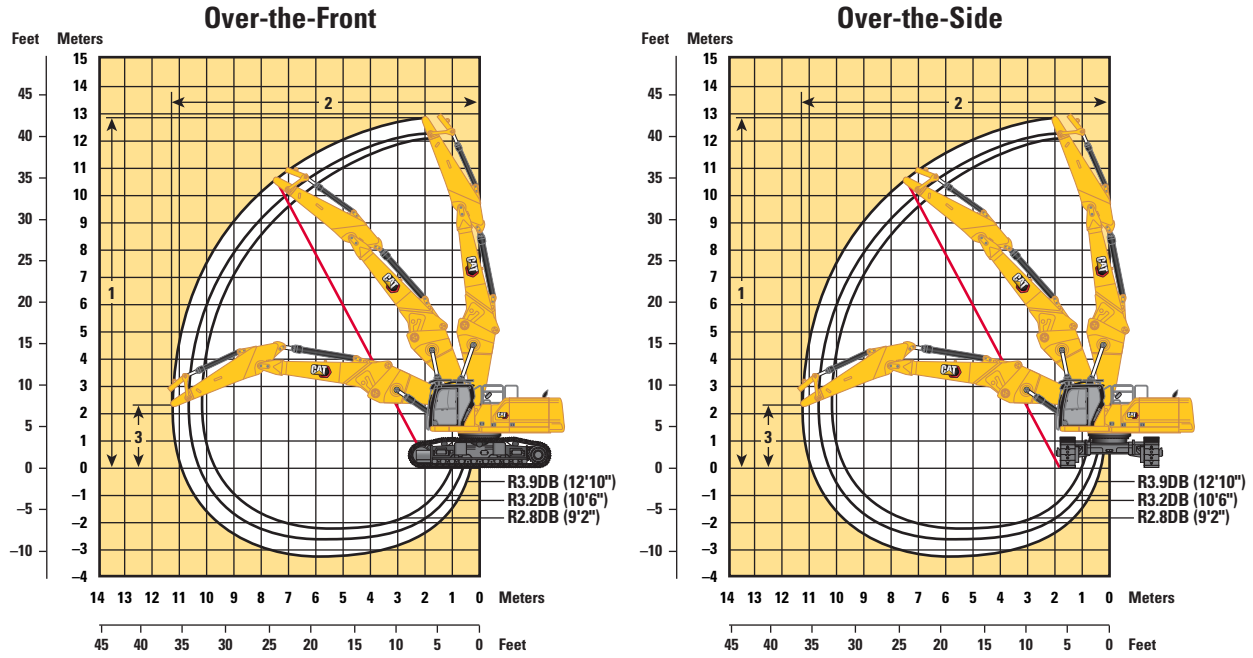
#### Over-the-Side:

<b>1</b> Maximum Pin Height at Stick Nose	25 000 mm	82'0"	22 000 mm	72'2"	21 820 mm	71'7"
Maximum Weight at Stick Nose	3300 kg	7,280 lb	3700 kg	8,160 lb	3700 kg	8,160 lb
<b>2</b> Maximum Working Pin Height at Stick Nose (1/2 line)	21 560 mm	70'9"	18 890 mm	62'0"	18 960 mm	62'2"
<b>3</b> Maximum Working Reach at Stick Nose (1/2 line)	12 480 mm	40'11"	11 145 mm	36'7"	10 775 mm	35'4"
<b>4</b> Maximum Height at Stick Nose in Maximum Reach Position	15 900 mm	52'2"	12 640 mm	41'6"	13 200 mm	43'4"
<b>5</b> Maximum Reach at Stick Nose	13 330 mm	43'9"	13 550 mm	44'5"	10 860 mm	35'8"

# 340 UHD Hydraulic Excavator Specifications

## Working Ranges and Forces

All dimensions are approximate and may vary depending on bucket selection.



### Boom Option

### Retrofit Boom Straight Position

### Stick Options

### Retrofit Stick

R3.9DB (12'10")

R3.2DB (10'6")

R2.8DB (9'2")

### Undercarriage Option

### Hydraulic Variable Gauge

Over-the-Front:

<b>1</b> Maximum Pin Height at Stick Nose	12 970 mm	42'7"	12 330 mm	40'5"	12 090 mm	39'8"
<b>2</b> Maximum Reach at Stick Nose	11 320 mm	37'2"	10 620 mm	34'10"	10 280 mm	33'9"
<b>3</b> Maximum Height at Stick Nose in Maximum Reach Position	2310 mm	7'7"	2310 mm	7'7"	2310 mm	7'7"
Maximum Weight at Stick Nose	4200 kg	9,260 lb	4200 kg	9,260 lb	4200 kg	9,260 lb

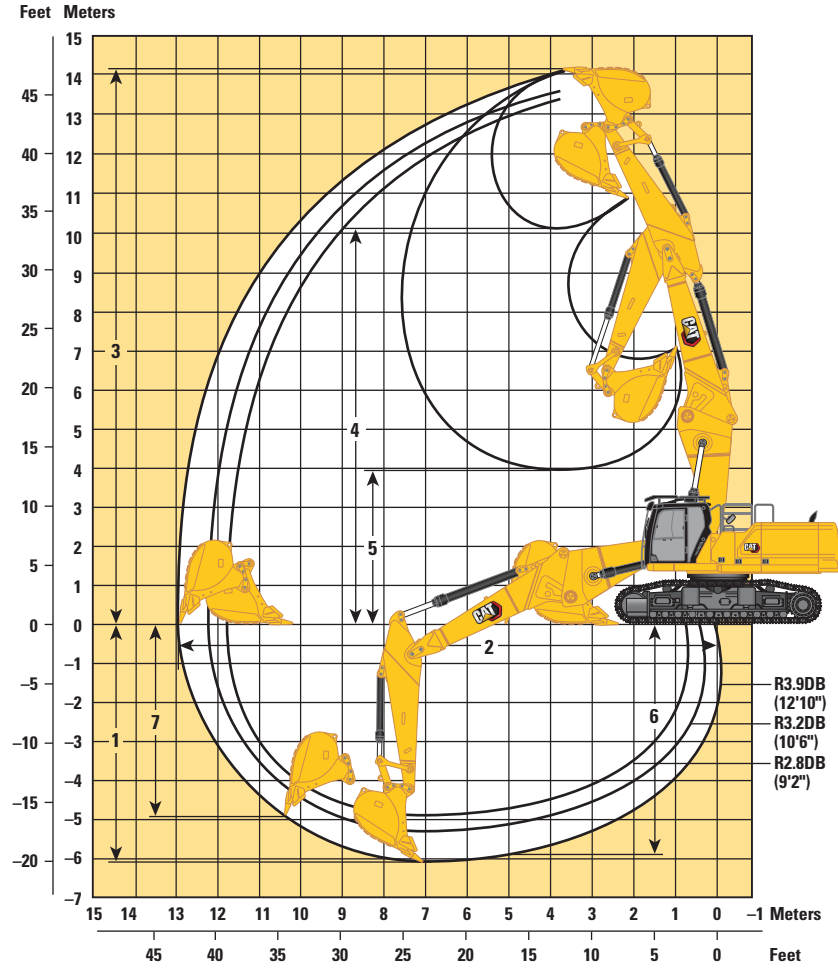
Over-the-Side:

<b>1</b> Maximum Pin Height at Stick Nose	12 970 mm	42'7"	12 330 mm	40'5"	12 090 mm	39'8"
<b>2</b> Maximum Reach at Stick Nose	11 320 mm	37'2"	10 620 mm	34'10"	10 280 mm	33'9"
<b>3</b> Maximum Height at Stick Nose in Maximum Reach Position	2310 mm	7'7"	2310 mm	7'7"	2310 mm	7'7"
Maximum Weight at Stick Nose	4200 kg	9,260 lb	4200 kg	9,260 lb	4200 kg	9,260 lb

# 340 UHD Hydraulic Excavator Specifications

## Working Ranges and Forces

All dimensions are approximate and may vary depending on bucket selection.



### Boom Option

### Retrofit Boom Straight Position

### Stick Options

### Retrofit Stick

#### R3.9DB (12'10")

#### R3.2DB (10'6")

#### R2.8DB (9'2")

### Undercarriage Option

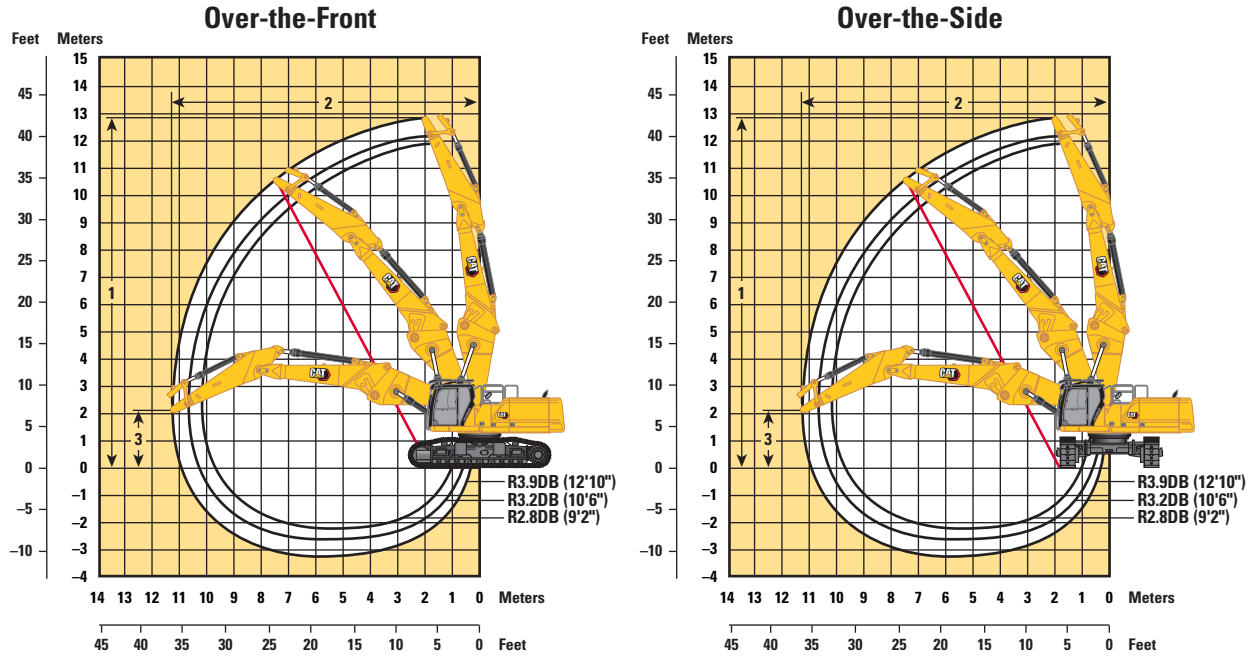
### Hydraulic Variable Gauge

<b>1</b> Maximum Digging Depth	6010 mm	19'9"	5310 mm	17'5"	4910 mm	16'1"
<b>2</b> Maximum Reach at Ground Line	12 900 mm	42'4"	12 190 mm	40'0"	11 850 mm	38'11"
<b>3</b> Maximum Cutting Height	14 240 mm	46'9"	13 610 mm	44'8"	13 400 mm	44'0"
<b>4</b> Maximum Loading Height	10 730 mm	35'2"	10 110 mm	33'2"	9900 mm	32'6"
<b>5</b> Minimum Loading Height	3900 mm	12'10"	4540 mm	14'11"	5060 mm	16'7"
<b>6</b> Maximum Depth Cut for 2440 mm (8'0") Level Bottom	5880 mm	19'3"	5160 mm	16'11"	4750 mm	15'7"
<b>7</b> Maximum Vertical Wall Digging Depth	4990 mm	16'4"	4990 mm	16'4"	3970 mm	13'0"
Bucket Digging Force (ISO)	210 kN	47,160 lbf	210 kN	47,160 lbf	210 kN	47,160 lbf
Stick Digging Force (ISO)	144 kN	32,440 lbf	166 kN	37,300 lbf	185 kN	41,500 lbf
Bucket Type	GDC		GDC		GDC	
Bucket Capacity	2.27 m <sup>3</sup>	2.97 yd	2.27 m <sup>3</sup>	2.97 yd <sup>3</sup>	2.27 m <sup>3</sup>	2.97 yd <sup>3</sup>
Bucket Tip Radius	1762 mm	5'9"	1762 mm	5'9"	1762 mm	5'9"

# 340 UHD Hydraulic Excavator Specifications

## Working Ranges and Forces

All dimensions are approximate and may vary depending on bucket selection.



### Boom Option

### Stick Options

### Undercarriage Option

Over-the-Front:

	R3.9DB (12'10")		Retrofit Stick R3.2DB (10'6")		R2.8DB (9'2")	
<b>1</b> Maximum Pin Height at Stick Nose	12 790 mm	42'0"	12 150 mm	39'10"	11 910 mm	39'1"
<b>2</b> Maximum Reach at Stick Nose	11 320 mm	37'2"	10 620 mm	34'10"	10 260 mm	33'8"
<b>3</b> Maximum Height at Stick Nose in Maximum Reach Position	2130 mm	7'0"	2130 mm	7'0"	2130 mm	7'0"
Maximum Weight at Stick Nose	3400 kg	7,500 lb	3400 kg	7,500 lb	3400 kg	7,500 lb

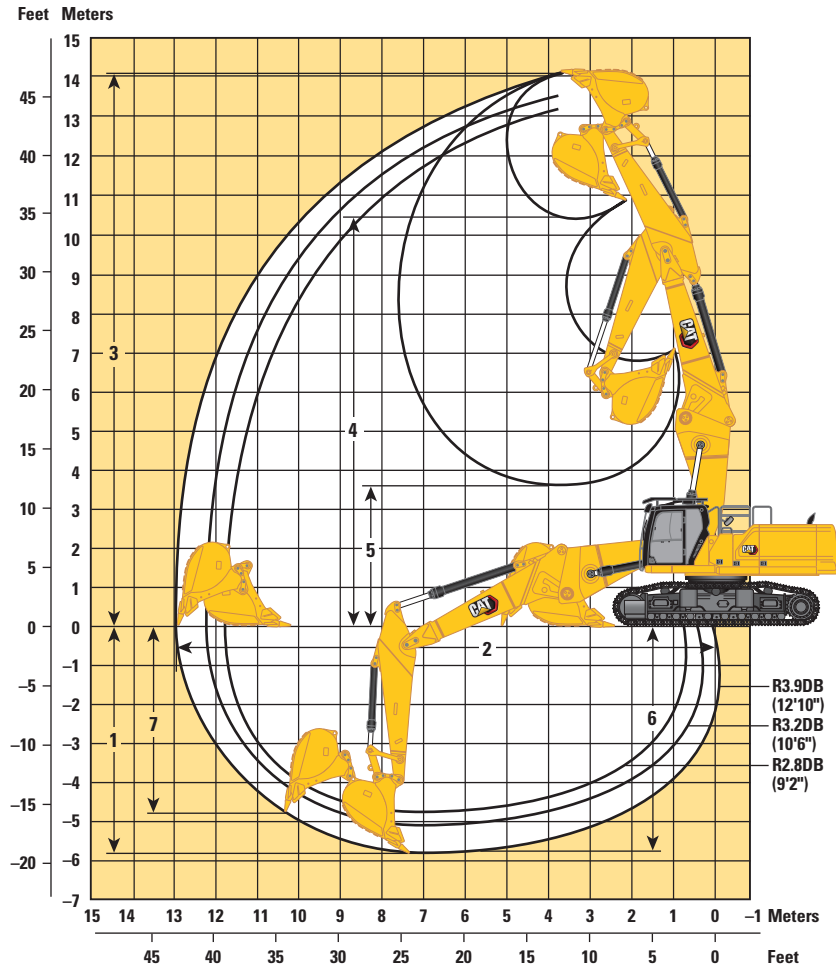
Over-the-Side:

	R3.9DB (12'10")		Retrofit Stick R3.2DB (10'6")		R2.8DB (9'2")	
<b>1</b> Maximum Pin Height at Stick Nose	12 790 mm	42'0"	12 150 mm	39'10"	11 910 mm	39'1"
<b>2</b> Maximum Reach at Stick Nose	11 320 mm	37'2"	10 620 mm	34'10"	10 260 mm	33'8"
<b>3</b> Maximum Height at Stick Nose in Maximum Reach Position	2130 mm	7'0"	2130 mm	7'0"	2130 mm	7'0"
Maximum Weight at Stick Nose	3400 kg	7,500 lb	3400 kg	7,500 lb	3400 kg	7,500 lb

# 340 UHD Hydraulic Excavator Specifications

## Working Ranges and Forces

All dimensions are approximate and may vary depending on bucket selection.



### Boom Option

### Retrofit Boom Straight Position

### Stick Options

### Retrofit Stick

R3.9DB (12'10")

R3.2DB (10'6")

R2.8DB (9'2")

### Undercarriage Option

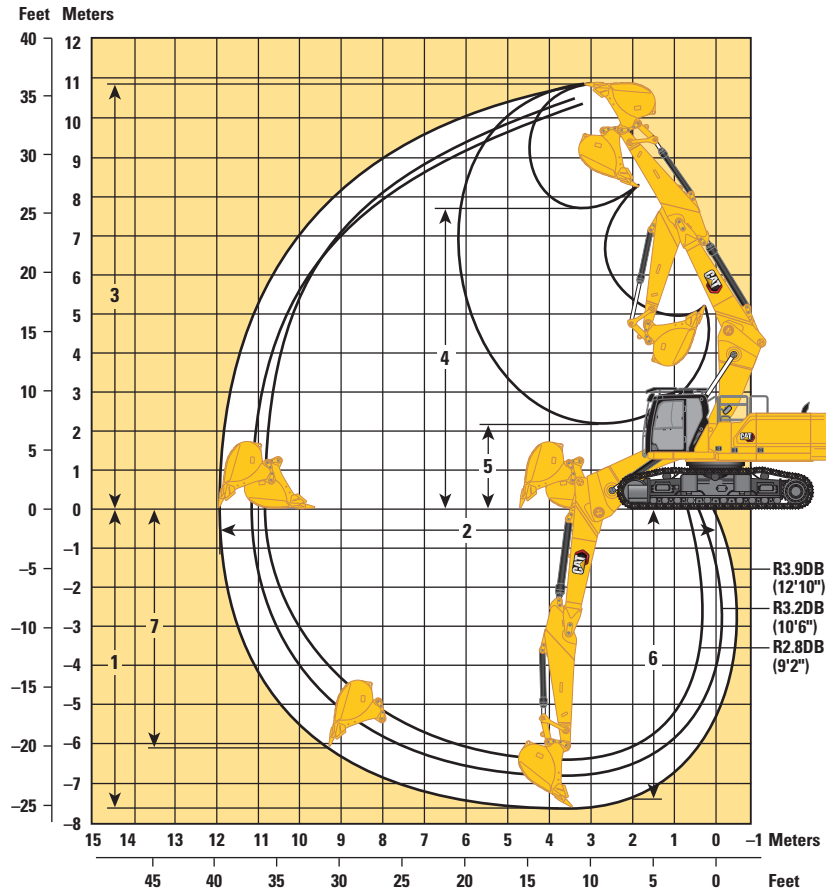
### Fixed Gauge

<b>1</b> Maximum Digging Depth	5830 mm	19'2"	5130 mm	16'10"	4730 mm	15'6"
<b>2</b> Maximum Reach at Ground Line	12 900 mm	42'4"	12 190 mm	40'0"	11 850 mm	38'11"
<b>3</b> Maximum Cutting Height	14 060 mm	46'2"	13 430 mm	44'1"	13 220 mm	43'4"
<b>4</b> Maximum Loading Height	10 550 mm	34'7"	9930 mm	32'7"	920 mm	3'0"
<b>5</b> Minimum Loading Height	3720 mm	12'2"	4360 mm	14'4"	4880 mm	16'0"
<b>6</b> Maximum Depth Cut for 2440 mm (8'0") Level Bottom	5700 mm	18'8"	4980 mm	16'4"	4570 mm	15'0"
<b>7</b> Maximum Vertical Wall Digging Depth	4810 mm	15'9"	4810 mm	15'9"	3790 mm	12'5"
Bucket Digging Force (ISO)	210 kN	47,160 lbf	210 kN	47,160 lbf	210 kN	47,160 lbf
Stick Digging Force (ISO)	144 kN	32,440 lbf	166 kN	37,300 lbf	185 kN	41,500 lbf
Bucket Type	GDC		GDC		GDC	
Bucket Capacity	2.27 m <sup>3</sup>	2.97 yd <sup>3</sup>	2.27 m <sup>3</sup>	2.97 yd <sup>3</sup>	2.27 m <sup>3</sup>	2.97 yd <sup>3</sup>
Bucket Tip Radius	1762 mm	5'9"	1762 mm	5'9"	1762 mm	5'9"

# 340 UHD Hydraulic Excavator Specifications

## Working Ranges and Forces

All dimensions are approximate and may vary depending on bucket selection.



### Boom Option

### Retrofit Boom Bent Position

### Stick Options

### Retrofit Stick

### Undercarriage Option

### Hydraulic Variable Gauge

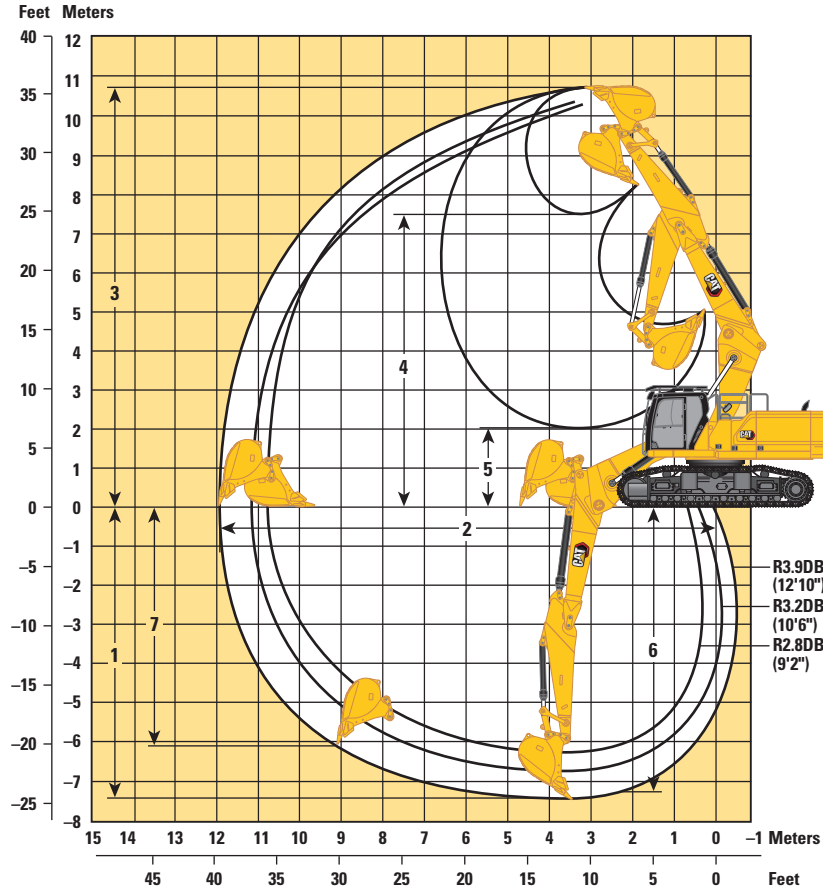
	R3.9DB (12'10")		R3.2DB (10'6")		R2.8DB (9'2")	
<b>1</b> Maximum Digging Depth	7580 mm	24'10"	6880 mm	22'7"	6480 mm	21'3"
<b>2</b> Maximum Reach at Ground Line	11 910 mm	39'1"	11 220 mm	36'10"	10 930 mm	35'10"
<b>3</b> Maximum Cutting Height	10 880 mm	35'8"	10 480 mm	34'5"	10 560 mm	34'8"
<b>4</b> Maximum Loading Height	7680 mm	25'2"	7310 mm	24'0"	7330 mm	24'1"
<b>5</b> Minimum Loading Height	2220 mm	7'3"	2920 mm	9'7"	3320 mm	10'11"
<b>6</b> Maximum Depth Cut for 2440 mm (8'0") Level Bottom	7440 mm	24'5"	6730 mm	22'1"	6310 mm	20'8"
<b>7</b> Maximum Vertical Wall Digging Depth	6160 mm	20'3"	5340 mm	17'6"	5340 mm	17'6"
Bucket Digging Force (ISO)	210 kN	47,160 lbf	210 kN	47,160 lbf	210 kN	47,160 lbf
Stick Digging Force (ISO)	144 kN	32,440 lbf	166 kN	37,300 lbf	185 kN	41,500 lbf
Bucket Type	GDC		GDC		GDC	
Bucket Capacity	2.27 m <sup>3</sup>	2.97 yd <sup>3</sup>	2.27 m <sup>3</sup>	2.97 yd <sup>3</sup>	2.27 m <sup>3</sup>	2.97 yd <sup>3</sup>
Bucket Tip Radius	1762 mm	5'9"	1762 mm	5'9"	1762 mm	5'9"



# 340 UHD Hydraulic Excavator Specifications

## Working Ranges and Forces

All dimensions are approximate and may vary depending on bucket selection.

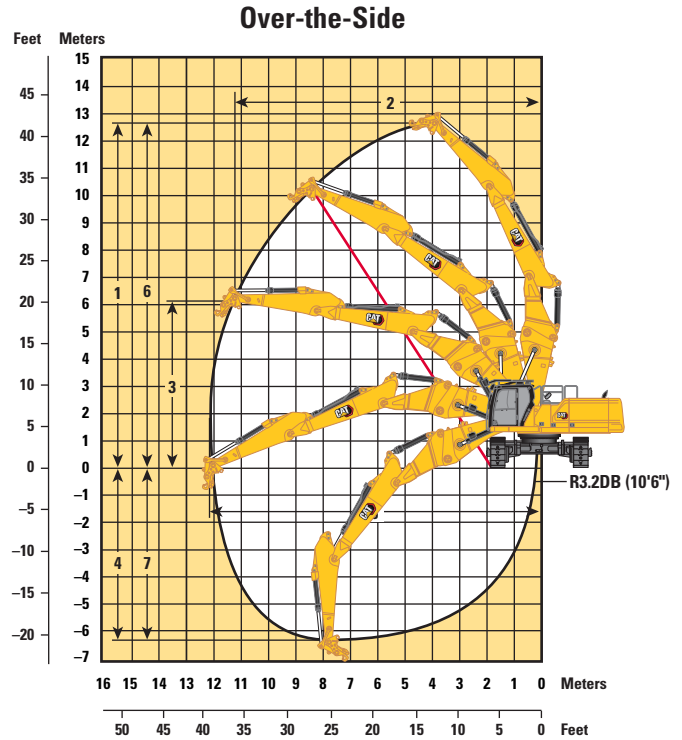
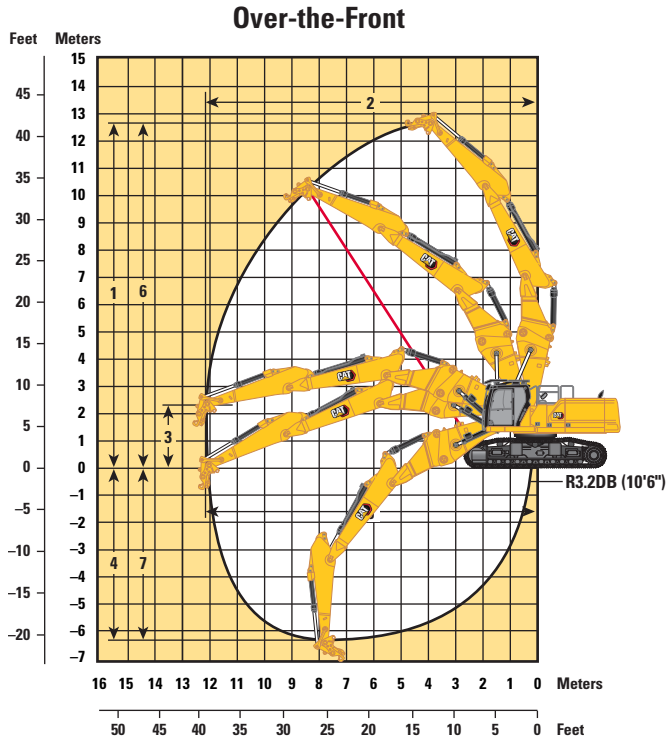


Boom Option	Retrofit Boom Bent Position					
	R3.9DB (12'10")		R3.2DB (10'6")		R2.8DB (9'2")	
Stick Options	Retrofit Stick					
	R3.9DB (12'10")		R3.2DB (10'6")		R2.8DB (9'2")	
Undercarriage Option	Fixed Gauge					
	GDC		GDC		GDC	
1 Maximum Digging Depth	7400 mm	24'3"	6700 mm	22'0"	6300 mm	20'8"
2 Maximum Reach at Ground Line	11 910 mm	39'1"	11 220 mm	36'10"	10 930 mm	35'10"
3 Maximum Cutting Height	10 700 mm	35'1"	10 300 mm	33'10"	10 380 mm	34'1"
4 Maximum Loading Height	7500 mm	24'7"	7130 mm	23'5"	7150 mm	23'5"
5 Minimum Loading Height	2040 mm	6'8"	2740 mm	9'0"	2140 mm	7'0"
6 Maximum Depth Cut for 2440 mm (8'0") Level Bottom	7260 mm	23'10"	6550 mm	21'6"	6130 mm	20'1"
7 Maximum Vertical Wall Digging Depth	5980 mm	19'7"	5160 mm	16'11"	5160 mm	16'11"
Bucket Digging Force (ISO)	210 kN	47,160 lbf	210 kN	47,160 lbf	210 kN	47,160 lbf
Stick Digging Force (ISO)	144 kN	32,440 lbf	166 kN	37,300 lbf	185 kN	41,500 lbf
Bucket Type	GDC		GDC		GDC	
Bucket Capacity	2.27 m <sup>3</sup>	2.97 yd <sup>3</sup>	2.27 m <sup>3</sup>	2.97 yd <sup>3</sup>	2.27 m <sup>3</sup>	2.97 yd <sup>3</sup>
Bucket Tip Radius	1762 mm	5'9"	1762 mm	5'9"	1762 mm	5'9"

# 340 UHD Hydraulic Excavator Specifications

## Working Ranges and Forces

All dimensions are approximate and may vary depending on bucket selection.

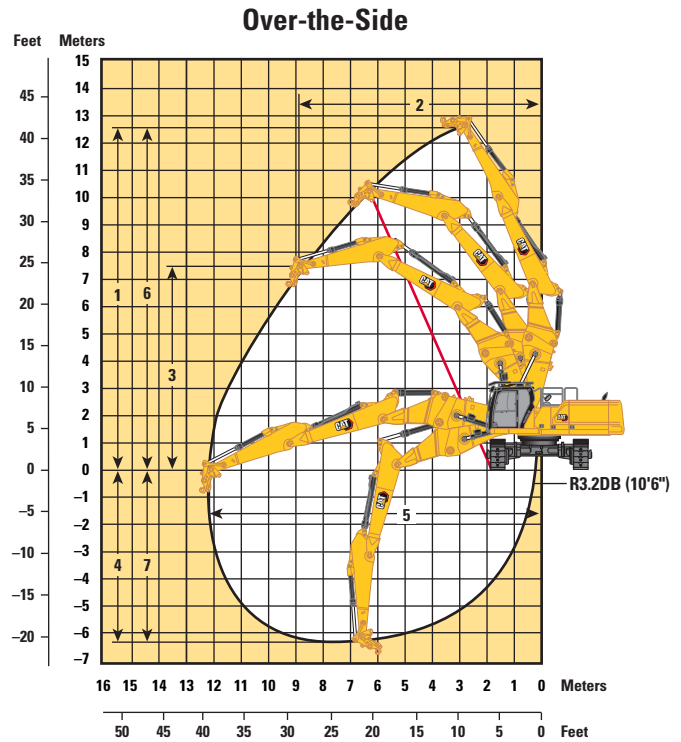
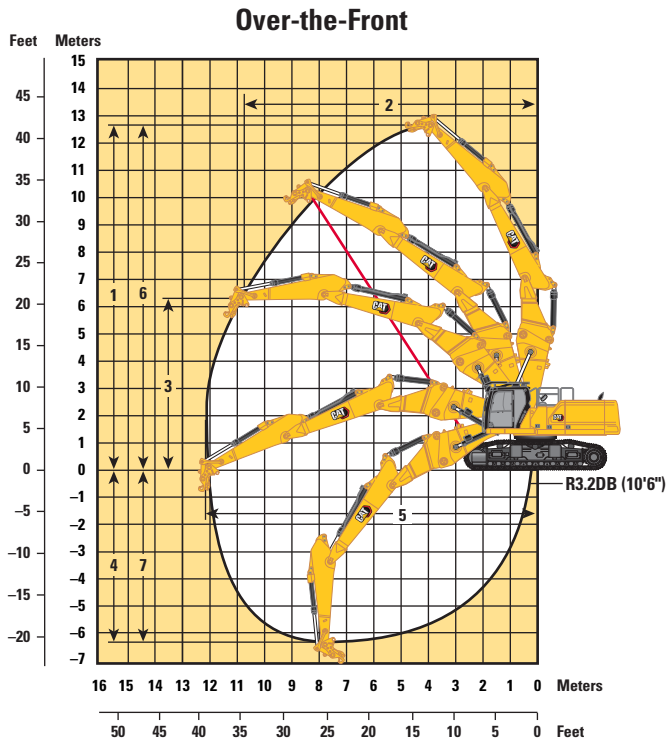


Boom Option	Two-Piece Retrofit Boom	
Stick Option	R3.2DB (10'6")	
Undercarriage Options	Hydraulic Variable Gauge	
Over-the-Front:		
1 Maximum Pin Height at Stick Nose	12 640 mm	41'6"
2 Maximum Reach at Stick Nose	12 200 mm	40'0"
3 Maximum Height at Stick Nose in Maximum Reach Position	2310 mm	7'7"
Maximum Weight at Stick Nose	4500 kg	9,920 lb
Over-the-Side:		
1 Maximum Pin Height at Stick Nose	12 640 mm	41'6"
2 Maximum Reach at Stick Nose	11 230 mm	36'10"
3 Maximum Height at Stick Nose in Maximum Reach Position	6130 mm	20'1"
Maximum Weight at Stick Nose	4500 kg	9,920 lb
4 Maximum Vertical Depth at Stick Nose (without work tool)	6290 mm	20'8"
5 Maximum Reach at Ground Line of Stick Nose (without work tool)	12 200 mm	40'0"
6 Maximum Pin Height at Stick Nose (without work tool)	12 640 mm	41'6"
7 Maximum Vertical Wall Digging Depth	6290 mm	20'8"
Bucket Digging Force (ISO)	210 kN	47,160 lbf
Stick Digging Force (ISO)	166 kN	37,300 lbf
Bucket Type	GDC	
Bucket Capacity	2.27 m <sup>3</sup>	2.97 yd <sup>3</sup>
Bucket Tip Radius	1762 mm	5'9"

# 340 UHD Hydraulic Excavator Specifications

## Working Ranges and Forces

All dimensions are approximate and may vary depending on bucket selection.



### Boom Option

### Two-Piece Retrofit Boom

### Stick Option

### R3.2DB (10'6")

### Undercarriage Options

### Fixed Gauge

Over-the-Front:

1 Maximum Pin Height at Stick Nose	12 460 mm	40'11"
2 Maximum Reach at Stick Nose	10 870 mm	35'8"
3 Maximum Height at Stick Nose in Maximum Reach Position	6310 mm	20'8"
Maximum Weight at Stick Nose	4500 kg	9,920 lb

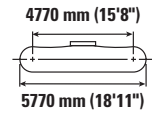
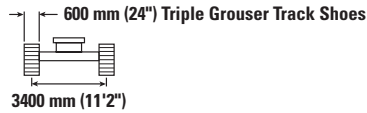
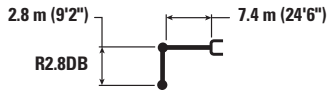
Over-the-Side:

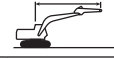










1 Maximum Pin Height at Stick Nose	12 460 mm	40'11"
2 Maximum Reach at Stick Nose	8950 mm	29'4"
3 Maximum Height at Stick Nose in Maximum Reach Position	7670 mm	25'2"
Maximum Weight at Stick Nose	4500 kg	9,920 lb
4 Maximum Vertical Depth at Stick Nose (without work tool)	6470 mm	21'3"
5 Maximum Reach at Ground Line of Stick Nose (without work tool)	12 200 mm	40'0"
6 Maximum Pin Height at Stick Nose (without work tool)	12 460 mm	40'11"
7 Maximum Vertical Wall Digging Depth	6470 mm	21'3"
Bucket Digging Force (ISO)	210 kN	47,160 lbf
Stick Digging Force (ISO)	166 kN	37,300 lbf
Bucket Type	GDC	
Bucket Capacity	2.27 m <sup>3</sup>	2.97 yd <sup>3</sup>
Bucket Tip Radius	1762 mm	5'9"

# 340 UHD Hydraulic Excavator Specifications

## Retrofit Boom (straight position) – with Bucket Linkages, without Bucket, Heavy Lift: On

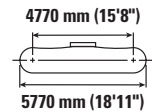
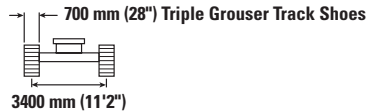
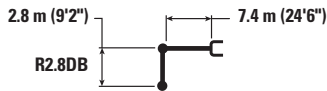
Hydraulic Variable Gauge Undercarriage

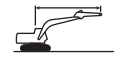












		4500 mm/15'0"		6000 mm/20'0"		7500 mm/25'0"		9000 mm/30'0"				mm ft/in
												
10 500 mm 35'0"	kg lb	<b>*33,800</b>	<b>*33,800</b>	*13 100	*13 100					*11 700 <b>*26,450</b>	*11 700 <b>*26,450</b>	6170 19'5"
9000 mm 30'0"	kg lb			*14 050 <b>*30,700</b>	*14 050 <b>*30,700</b>	*12 500 <b>*23,700</b>	*12 500 <b>*23,700</b>			*10 100 <b>*22,400</b>	*10 100 <b>*22,400</b>	7800 25'1"
7500 mm 25'0"	kg lb	*13 650 <b>*29,850</b>	*13 650 <b>*29,850</b>	*14 550 <b>*31,550</b>	*14 550 <b>*31,550</b>	*12 600 <b>*27,450</b>	*12 600 <b>*27,450</b>			*9350 <b>*20,650</b>	*9350 <b>*20,650</b>	8880 28'10"
6000 mm 20'0"	kg lb	*20 300 <b>*43,650</b>	*20 300 <b>*43,650</b>	*15 650 <b>*33,800</b>	*15 650 <b>*33,800</b>	*13 050 <b>*28,300</b>	*13 050 <b>*28,300</b>	*11 400 <b>*24,800</b>	10 250 <b>22,050</b>	*9000 <b>*19,800</b>	*9000 <b>*19,800</b>	9600 31'4"
4500 mm 15'0"	kg lb			*16 950 <b>*36,650</b>	*16 950 <b>*36,650</b>	*13 650 <b>*29,550</b>	13 200 <b>28,400</b>	*11 600 <b>*25,100</b>	10 050 <b>21,650</b>	*8900 <b>*19,600</b>	8500 <b>18,700</b>	10 050 32'11"
3000 mm 10'0"	kg lb			*17 900 <b>*38,700</b>	17 450 <b>37,650</b>	*14 100 <b>*30,550</b>	12 750 <b>27,450</b>	*11 700 <b>*25,400</b>	9850 <b>21,200</b>	*9050 <b>*19,950</b>	8150 <b>17,900</b>	10 260 33'7"
1500 mm 5'0"	kg lb			*17 900 <b>*38,800</b>	16 900 <b>36,450</b>	*14 200 <b>*30,750</b>	12 400 <b>26,700</b>	*11 600 <b>*25,100</b>	9650 <b>20,800</b>	*9450 <b>*20,750</b>	8100 <b>17,800</b>	10 250 33'7"
0 mm 0'0"	kg lb			*16 850 <b>*36,650</b>	16 750 <b>36,000</b>	*13 650 <b>*29,550</b>	12 200 <b>26,300</b>	*11 050 <b>*23,750</b>	9550 <b>20,550</b>	*9100 <b>*20,000</b>	8350 <b>18,350</b>	10 010 32'9"
-1500 mm -5'0"	kg lb			*15 000 <b>*32,550</b>	*15 000 <b>*32,550</b>	*12 350 <b>*26,600</b>	12 200 <b>26,250</b>	*9650 <b>*20,450</b>	9550 <b>*20,450</b>	*8250 <b>*18,150</b>	*8250 <b>*18,150</b>	9530 31'2"

## Retrofit Boom (straight position) – with Bucket Linkages, without Bucket, Heavy Lift: On

Hydraulic Variable Gauge Undercarriage



		4500 mm/15'0"		6000 mm/20'0"		7500 mm/25'0"		9000 mm/30'0"				mm ft/in
												
10 500 mm 35'0"	kg lb	<b>*33,800</b>	<b>*33,800</b>	*13 100	*13 100					*11 700 <b>*26,450</b>	*11 700 <b>*26,450</b>	6170 19'5"
9000 mm 30'0"	kg lb			*14 050 <b>*30,700</b>	*14 050 <b>*30,700</b>	*12 500 <b>*23,700</b>	*12 500 <b>*23,700</b>			*10 100 <b>*22,400</b>	*10 100 <b>*22,400</b>	7800 25'1"
7500 mm 25'0"	kg lb	*13 650 <b>*29,850</b>	*13 650 <b>*29,850</b>	*14 550 <b>*31,550</b>	*14 550 <b>*31,550</b>	*12 600 <b>*27,450</b>	*12 600 <b>*27,450</b>			*9350 <b>*20,650</b>	*9350 <b>*20,650</b>	8880 28'10"
6000 mm 20'0"	kg lb	*20 300 <b>*43,650</b>	*20 300 <b>*43,650</b>	*15 650 <b>*33,800</b>	*15 650 <b>*33,800</b>	*13 050 <b>*28,300</b>	*13 050 <b>*28,300</b>	*11 400 <b>*24,800</b>	10 450 <b>22,400</b>	*9000 <b>*19,800</b>	*9000 <b>*19,800</b>	9600 31'4"
4500 mm 15'0"	kg lb			*16 950 <b>*36,650</b>	*16 950 <b>*36,650</b>	*13 650 <b>*29,550</b>	13 400 <b>28,900</b>	*11 600 <b>*25,100</b>	10 250 <b>22,050</b>	*8900 <b>*19,600</b>	8650 <b>19,050</b>	10 050 32'11"
3000 mm 10'0"	kg lb			*17 900 <b>*38,700</b>	17 750 <b>38,250</b>	*14 100 <b>*30,550</b>	12 950 <b>27,900</b>	*11 700 <b>*25,400</b>	10 000 <b>21,550</b>	*9050 <b>*19,950</b>	8300 <b>18,250</b>	10 260 33'7"
1500 mm 5'0"	kg lb			*17 900 <b>*38,800</b>	17 200 <b>37,100</b>	*14 200 <b>*30,750</b>	12 600 <b>27,150</b>	*11 600 <b>*25,100</b>	9800 <b>21,150</b>	*9450 <b>*20,750</b>	8250 <b>18,100</b>	10 250 33'7"
0 mm 0'0"	kg lb			*16 850 <b>*36,650</b>	*16 850 <b>*36,650</b>	*13 650 <b>*29,550</b>	12 450 <b>26,800</b>	*11 050 <b>*23,750</b>	9700 <b>20,950</b>	*9100 <b>*20,000</b>	8500 <b>18,650</b>	10 010 32'9"
-1500 mm -5'0"	kg lb			*15 000 <b>*32,550</b>	*15 000 <b>*32,550</b>	*12 350 <b>*26,600</b>	*12 350 <b>*26,600</b>	*9650 <b>*20,450</b>	*9650 <b>*20,450</b>	*8250 <b>*18,150</b>	*8250 <b>*18,150</b>	9530 31'2"



ISO 10567



\* Indicates that the load is limited by hydraulic lifting capacity rather than tipping load. The above loads are in compliance with hydraulic excavator lift capacity standard ISO 10567:2007. They do not exceed 87% of hydraulic lifting capacity or 75% of tipping load. Weight of all lifting accessories must be deducted from the above lifting capacities. Lifting capacities are based on the machine standing on a firm, uniform supporting surface. The use of a work tool attachment point to handle/lift objects, could affect the machine lift performance.

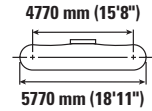
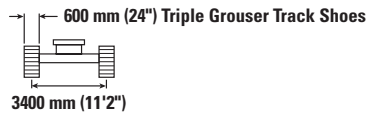
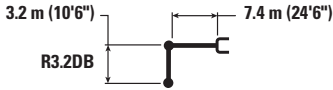
Lift capacity stays with ±5% for all available track shoes.

Always refer to the appropriate Operation and Maintenance Manual for specific product information.

# 340 UHD Hydraulic Excavator Specifications

## Retrofit Boom (straight position) – with Bucket Linkages, without Bucket, Heavy Lift: On

Hydraulic Variable Gauge Undercarriage



		4500 mm/15'0"		6000 mm/20'0"		7500 mm/25'0"		9000 mm/30'0"		10 500 mm/35'0"		mm ft/in		
12 000 mm 40'0"	kg lb											*11 700	*11 700	4210
10 500 mm 35'0"	kg lb			*11 750 *24,500	*11 750 *24,500							*8850 *19,900	*8850 *19,900	6720 21'3"
9000 mm 30'0"	kg lb			*12 150 *26,800	*12 150 *26,800	*11 250 *23,450	*11 250 *23,450					*7850 *17,400	*7850 *17,400	8230 26'7"
7500 mm 25'0"	kg lb	*11 800 *25,850	*11 800 *25,850	*12 750 *27,950	*12 750 *27,950	*12 200 *26,550	*12 200 *26,550	*9500 *17,350	*9500 *17,350			*7350 *16,250	*7350 *16,250	9260 30'1"
6000 mm 20'0"	kg lb	*19 400 *41,300	*19 400 *41,300	*15 150 *32,700	*15 150 *32,700	*12 700 *27,550	*12 700 *27,550	*11 100 *24,200	10 350 22,200			*7150 *15,750	*7150 *15,750	9960 32'6"
4500 mm 15'0"	kg lb			*16 500 *35,700	*16 500 *35,700	*13 350 *28,950	13 250 28,550	*11 400 *24,700	10 100 21,750			*7150 *15,750	*7150 *15,750	10 390 34'0"
3000 mm 10'0"	kg lb			*17 650 *38,150	17 600 37,900	*13 950 *30,150	12 800 27,550	*11 600 *25,150	9850 21,200	*8650 7850		*7300 *16,100	*7300 *16,100	10 600 34'8"
1500 mm 5'0"	kg lb			*17 900 *38,800	16 950 36,550	*14 150 *30,600	12 400 26,700	*11 600 *25,100	9650 20,750	*9000 7750		*7650 *16,850	*7650 *16,850	10 580 34'8"
0 mm 0'0"	kg lb			*17 200 *37,300	16 700 35,900	*13 750 *29,800	12 150 26,200	*11 200 *24,150	9500 20,450			*8250 *18,100	7900 17,400	10 350 33'11"
-1500 mm -5'0"	kg lb	*14 600 *33,750	*14 600 *33,750	*15 550 *33,800	*15 550 *33,800	*12 700 *27,400	12 100 26,100	*10 100 *21,650	9450 20,450			*8250 *18,100	*8250 *18,100	9890 32'4"
-3000 mm -10'0"	kg lb					*10 600 *22,750	*10 600 *22,750					*9600 *21,700	*9600 *21,700	8100 25'10"



ISO 10567



\* Indicates that the load is limited by hydraulic lifting capacity rather than tipping load. The above loads are in compliance with hydraulic excavator lift capacity standard ISO 10567:2007. They do not exceed 87% of hydraulic lifting capacity or 75% of tipping load. Weight of all lifting accessories must be deducted from the above lifting capacities. Lifting capacities are based on the machine standing on a firm, uniform supporting surface. The use of a work tool attachment point to handle/lift objects, could affect the machine lift performance.

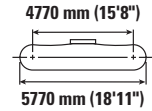
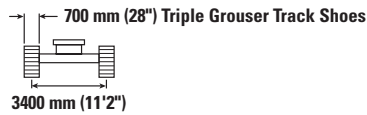
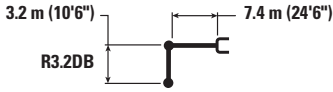
Lift capacity stays with ±5% for all available track shoes.



Always refer to the appropriate Operation and Maintenance Manual for specific product information.

# 340 UHD Hydraulic Excavator Specifications

## Retrofit Boom (straight position) – with Bucket Linkages, without Bucket, Heavy Lift: On

Hydraulic Variable Gauge Undercarriage



	4500 mm/15'0"		6000 mm/20'0"		7500 mm/25'0"		9000 mm/30'0"		10 500 mm/35'0"				mm ft/in	
	kg lb	kg lb	kg lb	kg lb	kg lb	kg lb	kg lb	kg lb	kg lb	kg lb	kg lb	kg lb		
12 000 mm 40'0"												*11 700	*11 700	4210
10 500 mm 35'0"			*11 750 *24,500	*11 750 *24,500								*8850 *19,900	*8850 *19,900	6720 21'3"
9000 mm 30'0"			*12 150 *26,800	*12 150 *26,800	*11 250 *23,450	*11 250 *23,450						*7850 *17,400	*7850 *17,400	8230 26'7"
7500 mm 25'0"	*11 800 *25,850	*11 800 *25,850	*12 750 *27,950	*12 750 *27,950	*12 200 *26,550	*12 200 *26,550	*9500 *17,350	*9500 *17,350				*7350 *16,250	*7350 *16,250	9260 30'1"
6000 mm 20'0"	*19 400 *41,300	*19 400 *41,300	*15 150 *32,700	*15 150 *32,700	*12 700 *27,550	*12 700 *27,550	*11 100 *24,200	10 500 22,550				*7150 *15,750	*7150 *15,750	9960 32'6"
4500 mm 15'0"			*16 500 *35,700	*16 500 *35,700	*13 350 *28,950	*13 350 *28,950	*11 400 *24,700	10 300 22,100				*7150 *15,750	*7150 *15,750	10 390 34'0"
3000 mm 10'0"			*17 650 *38,150	*17 650 *38,150	*13 950 *30,150	13 000 28,000	*11 600 *25,150	10 000 21,600	*8650 8000			*7300 *16,100	*7300 *16,100	10 600 34'8"
1500 mm 5'0"			*17 900 *38,800	17 250 37,200	*14 150 *30,600	12 600 27,200	*11 600 *25,100	9800 21,100	*9000 7900			*7650 *16,850	*7650 *16,850	10 580 34'8"
0 mm 0'0"			*17 200 *37,300	17 000 36,550	*13 750 *29,800	12 400 26,700	*11 200 *24,150	9650 20,850				*8250 *18,100	8050 17,700	10 350 33'11"
-1500 mm -5'0"	*14 600 *33,750	*14 600 *33,750	*15 550 *33,800	*15 550 *33,800	*12 700 *27,400	12 350 26,550	*10 100 *21,650	9650 20,800				*8250 *18,100	*8250 *18,100	9890 32'4"
-3000 mm -10'0"					*10 600 *22,750	*10 600 *22,750						*9600 *21,700	*9600 *21,700	8100 25'10"



ISO 10567



\* Indicates that the load is limited by hydraulic lifting capacity rather than tipping load. The above loads are in compliance with hydraulic excavator lift capacity standard ISO 10567:2007. They do not exceed 87% of hydraulic lifting capacity or 75% of tipping load. Weight of all lifting accessories must be deducted from the above lifting capacities. Lifting capacities are based on the machine standing on a firm, uniform supporting surface. The use of a work tool attachment point to handle/lift objects, could affect the machine lift performance.

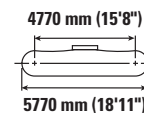
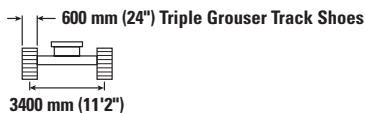
Lift capacity stays with ±5% for all available track shoes.

Always refer to the appropriate Operation and Maintenance Manual for specific product information.

# 340 UHD Hydraulic Excavator Specifications

## Retrofit Boom (straight position) – with Bucket Linkages, without Bucket, Heavy Lift: On

Hydraulic Variable Gauge Undercarriage



		4500 mm/15'0"		6000 mm/20'0"		7500 mm/25'0"		9000 mm/30'0"		10 500 mm/35'0"		mm ft/in		
12 000 mm 40'0"	kg lb											*8350 *19,100	*8350 *19,100	5780 17'9"
10 500 mm 35'0"	kg lb			*10 000 *22,000	*10 000 *22,000	*8200 *8200	*8200 *8200					*6800 *15,200	*6800 *15,200	7790 24'11"
9000 mm 30'0"	kg lb			*9500 *21,050	*9500 *21,050	*9650 *21,100	*9650 *21,100	*6950 *6950	*6950 *6950			*6100 *13,550	*6100 *13,550	9120 29'6"
7500 mm 25'0"	kg lb			*9600 *21,150	*9600 *21,150	*10 100 *22,150	*10 100 *22,150	*9450 *20,100	*9450 *20,100			*5750 *12,700	*5750 *12,700	10 060 32'9"
6000 mm 20'0"	kg lb	*11 050 *23,600	*11 050 *23,600	*11 500 *24,850	*11 500 *24,850	*11 400 *24,800	*11 400 *24,800	*10 650 *23,050	10 450 22,450	*7150 *12,350	*7150 *12,350	*5600 *12,300	*5600 *12,300	10 710 35'0"
4500 mm 15'0"	kg lb	*20 950 *45,000	*20 950 *45,000	*15 700 *33,850	*15 700 *33,850	*12 800 *27,750	*12 800 *27,750	*11 000 *23,850	10 200 21,900	*9300 *18,750	8000 17,200	*5550 *12,250	*5550 *12,250	11 110 36'4"
3000 mm 10'0"	kg lb			*17 050 *36,850	*17 050 *36,850	*13 550 *29,300	12 900 27,750	*11 350 *24,550	9900 21,300	*9750 *21,050	7850 16,900	*5650 *12,450	*5650 *12,450	11 300 37'0"
1500 mm 5'0"	kg lb			*17 750 *38,400	17 100 36,800	*13 950 *30,200	12 450 26,800	*11 500 *24,900	9600 20,700	*9650 *20,800	7750 16,650	*5900 *12,950	*5900 *12,950	11 290 37'0"
0 mm 0'0"	kg lb	*9400 *21,950	*9400 *21,950	*17 500 *38,000	16 650 35,800	*13 900 *30,050	12 100 26,100	*11 300 *24,450	9450 20,300	*9250 *19,750	7650 16,450	*6250 *13,800	*6250 *13,800	11 070 36'3"
-1500 mm -5'0"	kg lb	*13 700 *31,500	*13 700 *31,500	*16 350 *35,500	*16 350 *35,500	*13 150 *28,400	12 000 25,800	*10 600 *22,850	9350 20,150	*8100 *18,250	7650 16,450	*6850 *15,100	*6850 *15,100	10 640 34'10"
-3000 mm -10'0"	kg lb			*14 250 *30,850	*14 250 *30,850	*11 600 *24,900	*11 600 *24,900	*9050 *19,250	*9050 *19,250			*7800 *17,300	*7800 *17,300	9640 31'5"



ISO 10567



\* Indicates that the load is limited by hydraulic lifting capacity rather than tipping load. The above loads are in compliance with hydraulic excavator lift capacity standard ISO 10567:2007. They do not exceed 87% of hydraulic lifting capacity or 75% of tipping load. Weight of all lifting accessories must be deducted from the above lifting capacities. Lifting capacities are based on the machine standing on a firm, uniform supporting surface. The use of a work tool attachment point to handle/lift objects, could affect the machine lift performance.

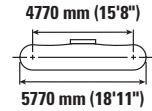
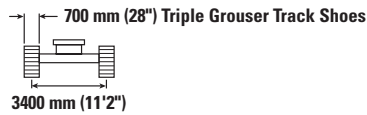
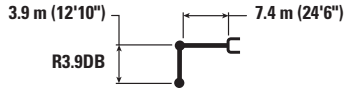
Lift capacity stays with ±5% for all available track shoes.

Always refer to the appropriate Operation and Maintenance Manual for specific product information.

# 340 UHD Hydraulic Excavator Specifications

## Retrofit Boom (straight position) – with Bucket Linkages, without Bucket, Heavy Lift: On

Hydraulic Variable Gauge Undercarriage



		4500 mm/15'0"		6000 mm/20'0"		7500 mm/25'0"		9000 mm/30'0"		10 500 mm/35'0"		mm ft/in		
12 000 mm 40'0"	kg lb											*8350 *19,100	*8350 *19,100	5780 17'9"
10 500 mm 35'0"	kg lb			*10 000 *22,000	*10 000 *22,000	*8200 *8200	*8200 *8200					*6800 *15,200	*6800 *15,200	7790 24'11"
9000 mm 30'0"	kg lb			*9500 *21,050	*9500 *21,050	*9650 *21,100	*9650 *21,100	*6950 *6950	*6950 *6950			*6100 *13,550	*6100 *13,550	9120 29'6"
7500 mm 25'0"	kg lb			*9600 *21,150	*9600 *21,150	*10 100 *22,150	*10 100 *22,150	*9450 *20,100	*9450 *20,100			*5750 *12,700	*5750 *12,700	10 060 32'9"
6000 mm 20'0"	kg lb	*11 050 *23,600	*11 050 *23,600	*11 500 *24,850	*11 500 *24,850	*11 400 *24,800	*11 400 *24,800	*10 650 *23,050	*10 650 *22,850	*7150 *12,350	*7150 *12,350	*5600 *12,300	*5600 *12,300	10 710 35'0"
4500 mm 15'0"	kg lb	*20 950 *45,000	*20 950 *45,000	*15 700 *33,850	*15 700 *33,850	*12 800 *27,750	*12 800 *27,750	*11 000 *23,850	10 350 *18,750	8150 *17,500	8150 *17,500	*5550 *12,250	*5550 *12,250	11 110 36'4"
3000 mm 10'0"	kg lb			*17 050 *36,850	*17 050 *36,850	13 100 *29,300	13 100 *28,250	*11 350 *24,550	10 050 *21,050	*9750 *17,200	8000 *17,200	*5650 *12,450	*5650 *12,450	11 300 37'0"
1500 mm 5'0"	kg lb			*17 750 *38,400	17 400 *37,450	*13 950 *30,200	12 650 *27,250	*11 500 *24,900	9800 *21,100	*9650 *20,800	7850 *16,950	*5900 *12,950	*5900 *12,950	11 290 37'0"
0 mm 0'0"	kg lb	*9400 *21,950	*9400 *21,950	*17 500 *38,000	16 950 *36,450	*13 900 *30,050	12 350 *26,600	*11 300 *24,450	9600 *20,700	*9250 *19,750	7800 *16,750	*6250 *13,800	*6250 *13,800	11 070 36'3"
-1500 mm -5'0"	kg lb	*13 700 *31,500	*13 700 *31,500	*16 350 *35,500	*16 350 *35,500	*13 150 *28,400	12 200 *26,300	*10 600 *22,850	9500 *20,500	*8100 *17,900	7800 *16,750	*6850 *15,100	*6850 *15,100	10 640 34'10"
-3000 mm -10'0"	kg lb			*14 250 *30,850	*14 250 *30,850	*11 600 *24,900	*11 600 *24,900	*9050 *19,250	*9050 *19,250			*7800 *17,300	*7800 *17,300	9640 31'5"



ISO 10567



\* Indicates that the load is limited by hydraulic lifting capacity rather than tipping load. The above loads are in compliance with hydraulic excavator lift capacity standard ISO 10567:2007. They do not exceed 87% of hydraulic lifting capacity or 75% of tipping load. Weight of all lifting accessories must be deducted from the above lifting capacities. Lifting capacities are based on the machine standing on a firm, uniform supporting surface. The use of a work tool attachment point to handle/lift objects, could affect the machine lift performance.

Lift capacity stays with ±5% for all available track shoes.

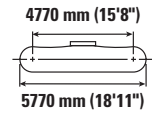
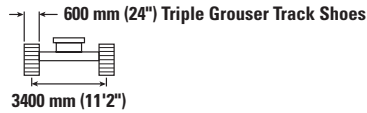
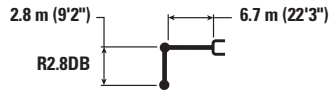
Always refer to the appropriate Operation and Maintenance Manual for specific product information.



# 340 UHD Hydraulic Excavator Specifications

## Retrofit Boom (bent position) – with Bucket Linkages, without Bucket, Heavy Lift: On

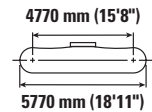
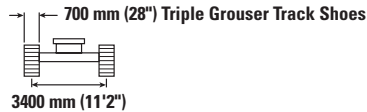
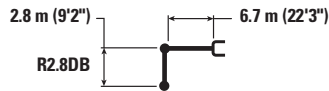
Hydraulic Variable Gauge Undercarriage



Boom Length	Unit	3000 mm/10'0"		4500 mm/15'0"		6000 mm/20'0"		7500 mm/25'0"		9000 mm/30'0"		mm ft/in		
		kg lb	kg lb	kg lb	kg lb	kg lb	kg lb	kg lb	kg lb	kg lb	kg lb	kg lb	kg lb	
9000 mm 30'0"	kg lb											*9750 *21,700	*9750 *21,700	6550 20'11"
7500 mm 25'0"	kg lb							*10 800 *22,150	*10 800 *22,150			*9100 *20,100	*9100 *20,100	7810 25'3"
6000 mm 20'0"	kg lb					*12 350 *26,800	*12 350 *26,800	*11 150 *24,300	*11 150 *24,300			*8900 *19,600	*8900 *19,600	8620 28'1"
4500 mm 15'0"	kg lb			*18 700 *40,050	*18 700 *40,050	*14 150 *30,500	*14 150 *30,500	*11 950 *26,000	*11 950 *26,000	*10 550 10 400		*9050 *19,900	*9050 *19,900	9120 29'10"
3000 mm 10'0"	kg lb			*42,400	*42,400	*16 050 *34,650	*16 050 *34,650	*13 000 *28,150	*13 000 *28,150	*11 300 *24,650	10 200 21,900	*9450 *20,750	*9450 *20,750	9360 30'8"
1500 mm 5'0"	kg lb			*12 600 *30,600	*12 600 *30,600	*17 500 *37,850	*17 500 *37,850	*13 850 *30,000	12 900 27,800	*11 700 *25,400	9950 21,450	*10 200 *22,400	9450 20,800	9340 30'7"
0 mm 0'0"	kg lb			*17 750 *41,350	*17 750 *41,350	*18 150 *39,300	17 300 37,250	*14 300 *31,000	12 650 27,200	*11 800 9850		*11 400 *25,150	9700 21,400	9080 29'9"
-1500 mm -5'0"	kg lb	*13 550 *30,750	*13 550 *30,750	*23 500 *51,000	*23 500 *51,000	*17 900 *38,800	17 150 36,950	*14 150 *30,600	12 500 26,950			*12 050 *26,550	10 500 23,200	8540 27'11"
-3000 mm -10'0"	kg lb			*21 400 *46,350	*21 400 *46,350	*16 600 *35,850	*16 600 *35,850	*12 800 *27,300	12 600 27,250			*12 350 *27,200	12 250 27,150	7680 25'0"

## Retrofit Boom (bent position) – with Bucket Linkages, without Bucket, Heavy Lift: On

Hydraulic Variable Gauge Undercarriage



Boom Length	Unit	3000 mm/10'0"		4500 mm/15'0"		6000 mm/20'0"		7500 mm/25'0"		9000 mm/30'0"		mm ft/in		
		kg lb	kg lb	kg lb	kg lb	kg lb	kg lb	kg lb	kg lb	kg lb	kg lb	kg lb	kg lb	
9000 mm 30'0"	kg lb											*9750 *21,700	*9750 *21,700	6550 20'11"
7500 mm 25'0"	kg lb							*10 800 *22,150	*10 800 *22,150			*9100 *20,100	*9100 *20,100	7810 25'3"
6000 mm 20'0"	kg lb					*12 350 *26,800	*12 350 *26,800	*11 150 *24,300	*11 150 *24,300			*8900 *19,600	*8900 *19,600	8620 28'1"
4500 mm 15'0"	kg lb			*18 700 *40,050	*18 700 *40,050	*14 150 *30,500	*14 150 *30,500	*11 950 *26,000	*11 950 *26,000	*10 550 10 550		*9050 *19,900	*9050 *19,900	9120 29'10"
3000 mm 10'0"	kg lb			*42,400	*42,400	*16 050 *34,650	*16 050 *34,650	*13 000 *28,150	*13 000 *28,150	*11 300 *24,650	10 350 22,300	*9450 *20,750	*9450 *20,750	9360 30'8"
1500 mm 5'0"	kg lb			*12 600 *30,600	*12 600 *30,600	*17 500 *37,850	*17 500 *37,850	*13 850 *30,000	13 150 28,300	*11 700 *25,400	10 150 21,850	*10 200 *22,400	9650 21,200	9340 30'7"
0 mm 0'0"	kg lb			*17 750 *41,350	*17 750 *41,350	*18 150 *39,300	17 600 37,900	*14 300 *31,000	12 850 27,700	*11 800 10 000		*11 400 *25,150	9900 21,800	9080 29'9"
-1500 mm -5'0"	kg lb	*13 550 *30,750	*13 550 *30,750	*23 500 *51,000	*23 500 *51,000	*17 900 *38,800	17 450 37,600	*14 150 *30,600	12 750 27,450			*12 050 *26,550	10 700 23,600	8540 27'11"
-3000 mm -10'0"	kg lb			*21 400 *46,350	*21 400 *46,350	*16 600 *35,850	*16 600 *35,850	*12 800 *27,300	*12 800 *27,300			*12 350 *27,200	*12 350 *27,200	7680 25'0"



ISO 10567



\* Indicates that the load is limited by hydraulic lifting capacity rather than tipping load. The above loads are in compliance with hydraulic excavator lift capacity standard ISO 10567:2007. They do not exceed 87% of hydraulic lifting capacity or 75% of tipping load. Weight of all lifting accessories must be deducted from the above lifting capacities. Lifting capacities are based on the machine standing on a firm, uniform supporting surface. The use of a work tool attachment point to handle/lift objects, could affect the machine lift performance.

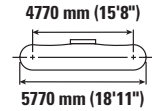
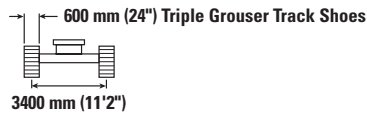
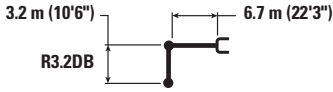
Lift capacity stays with ±5% for all available track shoes.















Always refer to the appropriate Operation and Maintenance Manual for specific product information.

# 340 UHD Hydraulic Excavator Specifications

## Retrofit Boom (bent position) – with Bucket Linkages, without Bucket, Heavy Lift: On

Hydraulic Variable Gauge Undercarriage



	3000 mm/10'0"		4500 mm/15'0"		6000 mm/20'0"		7500 mm/25'0"		9000 mm/30'0"				mm ft/in	
														
9000 mm 30'0"	kg lb											*7650 *16,950	*7650 *16,950	6950 22'3"
7500 mm 25'0"	kg lb						*10 150 *21,500	*10 150 *21,500				*7200 *15,900	*7200 *15,900	8150 26'5"
6000 mm 20'0"	kg lb					*11 650 *25,300	*11 650 *25,300	*10 600 *23,100	*10 600 *23,100			*7150 *15,700	*7150 *15,700	8930 29'1"
4500 mm 15'0"	kg lb			*17 450 *37,450	*17 450 *37,450	*13 500 *29,100	*13 500 *29,100	*11 500 *25,000	*11 500 *25,000	*10 450 *20,950	10 450 20,950	*7300 *16,000	*7300 *16,000	9420 30'9"
3000 mm 10'0"	kg lb			*21 600 *46,350	*21 600 *46,350	*15 500 *33,400	*15 500 *33,400	*12 600 *27,250	*12 600 *27,250	*11 000 *23,900	10 250 22,000	*7650 *16,800	*7650 *16,800	9640 31'7"
1500 mm 5'0"	kg lb			*17 600 *41,800	*17 600 *41,800	*17 100 *36,950	*17 100 *36,950	*13 550 *29,350	12 950 27,900	*11 500 *24,950	10 000 21,500	*8300 *18,250	*8300 *18,250	9630 31'6"
0 mm 0'0"	kg lb			*19 950 *46,150	*19 950 *46,150	*17 950 *38,900	17 300 37,300	*14 150 *30,650	12 600 27,200	*11 750 *25,400	9800 21,100	*9350 *20,550	9250 20,400	9370 30'8"
-1500 mm -5'0"	kg lb	*14 300 *32,250	*14 300 *32,250	*23 900 *51,850	*23 900 *51,850	*18 000 *38,950	17 100 36,800	*14 200 *30,700	12 450 26,800			*11 100 *24,500	9950 21,950	8850 28'11"
-3000 mm -10'0"	kg lb	*22 150 *50,000	*22 150 *50,000	*22 150 *48,000	*22 150 *48,000	*17 000 *36,750	*17 000 *36,750	*13 300 *28,600	12 500 26,900			*12 100 *26,700	11 400 25,300	8020 26'2"
-4500 mm -15'0"	kg lb					*14 450 *30,800	*14 450 *30,800					*12 300 *27,300	*12 300 *27,300	6760 21'9"



ISO 10567



\* Indicates that the load is limited by hydraulic lifting capacity rather than tipping load. The above loads are in compliance with hydraulic excavator lift capacity standard ISO 10567:2007. They do not exceed 87% of hydraulic lifting capacity or 75% of tipping load. Weight of all lifting accessories must be deducted from the above lifting capacities. Lifting capacities are based on the machine standing on a firm, uniform supporting surface. The use of a work tool attachment point to handle/lift objects, could affect the machine lift performance.

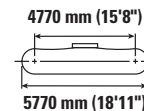
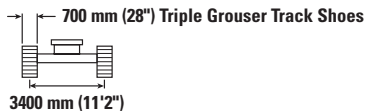
Lift capacity stays with ±5% for all available track shoes.



Always refer to the appropriate Operation and Maintenance Manual for specific product information.

# 340 UHD Hydraulic Excavator Specifications

## Retrofit Boom (bent position) – with Bucket Linkages, without Bucket, Heavy Lift: On

Hydraulic Variable Gauge Undercarriage



	3000 mm/10'0"		4500 mm/15'0"		6000 mm/20'0"		7500 mm/25'0"		9000 mm/30'0"				mm ft/in	
	kg lb	kg lb	kg lb	kg lb	kg lb	kg lb	kg lb	kg lb	kg lb	kg lb	kg lb	kg lb		
9000 mm 30'0"												*7650 *16,950	*7650 *16,950	6950 22'3"
7500 mm 25'0"							*10 150 *21,500	*10 150 *21,500				*7200 *15,900	*7200 *15,900	8150 26'5"
6000 mm 20'0"					*11 650 *25,300	*11 650 *25,300	*10 600 *23,100	*10 600 *23,100				*7150 *15,700	*7150 *15,700	8930 29'1"
4500 mm 15'0"			*17 450 *37,450	*17 450 *37,450	*13 500 *29,100	*13 500 *29,100	*11 500 *25,000	*11 500 *25,000	*10 450 *20,950	*10 450 *20,950		*7300 *16,000	*7300 *16,000	9420 30'9"
3000 mm 10'0"			*21 600 *46,350	*21 600 *46,350	*15 500 *33,400	*15 500 *33,400	*12 600 *27,250	*12 600 *27,250	*11 000 *23,900	10 400 22,400		*7650 *16,800	*7650 *16,800	9640 31'7"
1500 mm 5'0"			*17 600 *41,800	*17 600 *41,800	*17 100 *36,950	*17 100 *36,950	*13 550 *29,350	13 150 28,350	*11 500 *24,950	10 150 21,850		*8300 *18,250	*8300 *18,250	9630 31'6"
0 mm 0'0"			*19 950 *46,150	*19 950 *46,150	*17 950 *38,900	17 600 37,950	*14 150 *30,650	12 850 27,650	*11 750 *25,400	9950 21,500		*9350 *20,550	*9350 *20,550	9370 30'8"
-1500 mm -5'0"		*14 300 *32,250	*14 300 *32,250	*23 900 *51,850	*23 900 *51,850	*18 000 *38,950	17 400 37,450	*14 200 *30,700	12 650 27,300			*11 100 *24,500	10 150 22,350	8850 28'11"
-3000 mm -10'0"		*22 150 *50,000	*22 150 *50,000	*22 150 *48,000	*22 150 *48,000	*17 000 *36,750	*17 000 *36,750	*13 300 *28,600	12 700 27,400			*12 100 *26,700	11 650 25,750	8020 26'2"
-4500 mm -15'0"						*14 450 *30,800	*14 450 *30,800					*12 300 *27,300	*12 300 *27,300	6760 21'9"



ISO 10567



\* Indicates that the load is limited by hydraulic lifting capacity rather than tipping load. The above loads are in compliance with hydraulic excavator lift capacity standard ISO 10567:2007. They do not exceed 87% of hydraulic lifting capacity or 75% of tipping load. Weight of all lifting accessories must be deducted from the above lifting capacities. Lifting capacities are based on the machine standing on a firm, uniform supporting surface. The use of a work tool attachment point to handle/lift objects, could affect the machine lift performance.

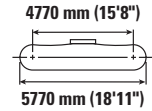
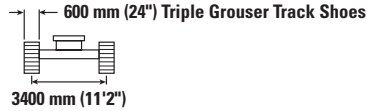
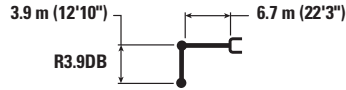
Lift capacity stays with ±5% for all available track shoes.

Always refer to the appropriate Operation and Maintenance Manual for specific product information.

# 340 UHD Hydraulic Excavator Specifications

## Retrofit Boom (bent position) – with Bucket Linkages, without Bucket, Heavy Lift: On

Hydraulic Variable Gauge Undercarriage



		3000 mm/10'0"		4500 mm/15'0"		6000 mm/20'0"		7500 mm/25'0"		9000 mm/30'0"		mm ft/in		
9000 mm 30'0"	kg lb							*7450 <b>*14,500</b>	*7450 <b>*14,500</b>			*5950 <b>*13,150</b>	*5950 <b>*13,150</b>	7880 <b>25'5"</b>
7500 mm 25'0"	kg lb							*9100 <b>*19,950</b>	*9100 <b>*19,950</b>			*5650 <b>*12,450</b>	*5650 <b>*12,450</b>	8950 <b>29'1"</b>
6000 mm 20'0"	kg lb							*9650 <b>*21,100</b>	*9650 <b>*21,100</b>	*8600 <b>*17,550</b>	*8600 <b>*17,550</b>	*5550 <b>*12,250</b>	*5550 <b>*12,250</b>	9670 <b>31'7"</b>
4500 mm 15'0"	kg lb					*12 250 <b>*26,500</b>	*12 250 <b>*26,500</b>	*10 650 <b>*23,150</b>	*10 650 <b>*23,150</b>	*9750 <b>*21,250</b>	*9750 <b>*21,250</b>	*5650 <b>*12,400</b>	*5650 <b>*12,400</b>	10 120 <b>33'1"</b>
3000 mm 10'0"	kg lb			*19 550 <b>*42,050</b>	*19 550 <b>*42,050</b>	*14 400 <b>*31,050</b>	*14 400 <b>*31,050</b>	*11 850 <b>*25,650</b>	*11 850 <b>*25,650</b>	*10 400 <b>*22,600</b>	10 300 <b>22,200</b>	*5900 <b>*12,950</b>	*5900 <b>*12,950</b>	10 330 <b>33'10"</b>
1500 mm 5'0"	kg lb			*22 600 <b>*49,150</b>	*22 600 <b>*49,150</b>	*16 250 <b>*35,150</b>	*16 250 <b>*35,150</b>	*12 950 <b>*28,050</b>	*12 950 <b>*28,050</b>	*11 000 <b>*23,950</b>	10 000 <b>21,550</b>	*6300 <b>*13,850</b>	*6300 <b>*13,850</b>	10 310 <b>33'9"</b>
0 mm 0'0"	kg lb	*8150 <b>*18,400</b>	*8150 <b>*18,400</b>	*20 650 <b>*47,800</b>	*20 650 <b>*47,800</b>	*17 500 <b>*37,900</b>	17 400 <b>37,400</b>	*13 800 <b>*29,850</b>	12 650 <b>27,200</b>	*11 500 <b>*24,900</b>	9750 <b>21,050</b>	*6950 <b>*15,300</b>	*6950 <b>*15,300</b>	10 070 <b>33'0"</b>
-1500 mm -5'0"	kg lb	*12 950 <b>*29,150</b>	*12 950 <b>*29,150</b>	*24 250 <b>*52,550</b>	*24 250 <b>*52,550</b>	*17 950 <b>*38,850</b>	17 050 <b>36,650</b>	*14 100 <b>*30,550</b>	12 400 <b>26,650</b>	*11 550 <b>*25,000</b>	9650 <b>20,750</b>	*8000 <b>*17,700</b>	*8000 <b>*17,700</b>	9590 <b>31'5"</b>
-3000 mm -10'0"	kg lb	*18 700 <b>*42,200</b>	*18 700 <b>*42,200</b>	*23 150 <b>*50,100</b>	*23 150 <b>*50,100</b>	*17 450 <b>*37,750</b>	16 950 <b>36,500</b>	*13 750 <b>*29,650</b>	12 300 <b>26,550</b>			*9850 <b>*21,900</b>	*9850 <b>*21,900</b>	8840 <b>28'10"</b>
-4500 mm -15'0"	kg lb			*20 650 <b>*44,500</b>	*20 650 <b>*44,500</b>	*15 800 <b>*33,900</b>	*15 800 <b>*33,900</b>	*12 050 <b>*25,450</b>	*12 050 <b>*25,450</b>			*11 500 <b>*25,300</b>	*11 500 <b>*25,300</b>	7710 <b>25'0"</b>



ISO 10567



\* Indicates that the load is limited by hydraulic lifting capacity rather than tipping load. The above loads are in compliance with hydraulic excavator lift capacity standard ISO 10567:2007. They do not exceed 87% of hydraulic lifting capacity or 75% of tipping load. Weight of all lifting accessories must be deducted from the above lifting capacities. Lifting capacities are based on the machine standing on a firm, uniform supporting surface. The use of a work tool attachment point to handle/lift objects, could affect the machine lift performance.

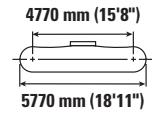
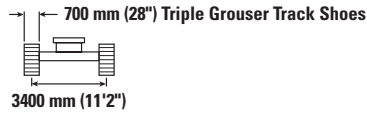
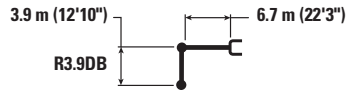
Lift capacity stays with ±5% for all available track shoes.

Always refer to the appropriate Operation and Maintenance Manual for specific product information.

# 340 UHD Hydraulic Excavator Specifications

## Retrofit Boom (bent position) – with Bucket Linkages, without Bucket, Heavy Lift: On

Hydraulic Variable Gauge Undercarriage



		3000 mm/10'0"		4500 mm/15'0"		6000 mm/20'0"		7500 mm/25'0"		9000 mm/30'0"		mm ft/in		
9000 mm 30'0"	kg lb							*7450 <b>*14,500</b>	*7450 <b>*14,500</b>			*5950 <b>*13,150</b>	*5950 <b>*13,150</b>	7880 <b>25'5"</b>
7500 mm 25'0"	kg lb							*9100 <b>*19,950</b>	*9100 <b>*19,950</b>			*5650 <b>*12,450</b>	*5650 <b>*12,450</b>	8950 <b>29'1"</b>
6000 mm 20'0"	kg lb							*9650 <b>*21,100</b>	*9650 <b>*21,100</b>	*8600 <b>*17,550</b>	*8600 <b>*17,550</b>	*5550 <b>*12,250</b>	*5550 <b>*12,250</b>	9670 <b>31'7"</b>
4500 mm 15'0"	kg lb					*12 250 <b>*26,500</b>	*12 250 <b>*26,500</b>	*10 650 <b>*23,150</b>	*10 650 <b>*23,150</b>	*9750 <b>*21,250</b>	*9750 <b>*21,250</b>	*5650 <b>*12,400</b>	*5650 <b>*12,400</b>	10 120 <b>33'1"</b>
3000 mm 10'0"	kg lb			*19 550 <b>*42,050</b>	*19 550 <b>*42,050</b>	*14 400 <b>*31,050</b>	*14 400 <b>*31,050</b>	*11 850 <b>*25,650</b>	*11 850 <b>*25,650</b>	*10 400 <b>*22,600</b>	*10 400 <b>*22,550</b>	*5900 <b>*12,950</b>	*5900 <b>*12,950</b>	10 330 <b>33'10"</b>
1500 mm 5'0"	kg lb			*22 600 <b>*49,150</b>	*22 600 <b>*49,150</b>	*16 250 <b>*35,150</b>	*16 250 <b>*35,150</b>	*12 950 <b>*28,050</b>	*12 950 <b>*28,050</b>	*11 000 <b>*23,950</b>	10 200 <b>*21,950</b>	*6300 <b>*13,850</b>	*6300 <b>*13,850</b>	10 310 <b>33'9"</b>
0 mm 0'0"	kg lb	*8150 <b>*18,400</b>	*8150 <b>*18,400</b>	*20 650 <b>*47,800</b>	*20 650 <b>*47,800</b>	*17 500 <b>*37,900</b>	*17 500 <b>*37,900</b>	*13 800 <b>*29,850</b>	12 850 <b>*27,700</b>	*11 500 <b>*24,900</b>	9950 <b>*21,400</b>	*6950 <b>*15,300</b>	*6950 <b>*15,300</b>	10 070 <b>33'0"</b>
-1500 mm -5'0"	kg lb	*12 950 <b>*29,150</b>	*12 950 <b>*29,150</b>	*24 250 <b>*52,550</b>	*24 250 <b>*52,550</b>	*17 950 <b>*38,850</b>	17 350 <b>*37,300</b>	*14 100 <b>*30,550</b>	12 600 <b>*27,150</b>	*11 550 <b>*25,000</b>	9800 <b>*21,150</b>	*8000 <b>*17,700</b>	*8000 <b>*17,700</b>	9590 <b>31'5"</b>
-3000 mm -10'0"	kg lb	*18 700 <b>*42,200</b>	*18 700 <b>*42,200</b>	*23 150 <b>*50,100</b>	*23 150 <b>*50,100</b>	*17 450 <b>*37,750</b>	17 250 <b>*37,150</b>	*13 750 <b>*29,650</b>	12 550 <b>*27,000</b>			*9850 <b>*21,900</b>	*9850 <b>*21,900</b>	8840 <b>28'10"</b>
-4500 mm -15'0"	kg lb			*20 650 <b>*44,500</b>	*20 650 <b>*44,500</b>	*15 800 <b>*33,900</b>	*15 800 <b>*33,900</b>	*12 050 <b>*25,450</b>	*12 050 <b>*25,450</b>			*11 500 <b>*25,300</b>	*11 500 <b>*25,300</b>	7710 <b>25'0"</b>



ISO 10567



\* Indicates that the load is limited by hydraulic lifting capacity rather than tipping load. The above loads are in compliance with hydraulic excavator lift capacity standard ISO 10567:2007. They do not exceed 87% of hydraulic lifting capacity or 75% of tipping load. Weight of all lifting accessories must be deducted from the above lifting capacities. Lifting capacities are based on the machine standing on a firm, uniform supporting surface. The use of a work tool attachment point to handle/lift objects, could affect the machine lift performance.

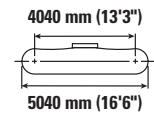
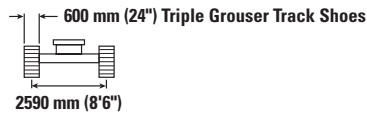
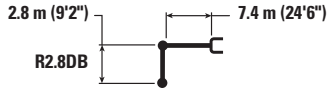
Lift capacity stays with ±5% for all available track shoes.

Always refer to the appropriate Operation and Maintenance Manual for specific product information.

# 340 UHD Hydraulic Excavator Specifications

## Retrofit Boom (straight position) – with Bucket Linkages, without Bucket, Heavy Lift: On

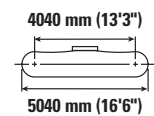
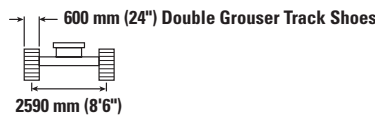
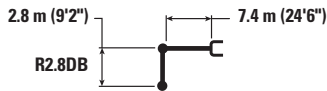
Fixed Gauge Undercarriage



Boom Length	Unit	4500 mm/15'0"		6000 mm/20'0"		7500 mm/25'0"		9000 mm/30'0"		Undercarriage		
		Hydraulic	Tipping	Hydraulic	Tipping	Hydraulic	Tipping	Hydraulic	Tipping	Hydraulic	Tipping	mm ft/in
10 500 mm 35'0"	kg lb	*15 350 *34,250	*15 350 *34,250							*12 000 *27,200	*12 000 *27,200	5930 18'7"
9000 mm 30'0"	kg lb			*14 050 *30,750	12 550 26,950	*11 650 25,650	8450			*10 200 *22,750	8150 18,500	7640 24'7"
7500 mm 25'0"	kg lb	*13 400 *29,400	*13 400 *29,400	*14 450 *31,400	12 300 26,450	*12 550 *27,400	8500 18,300			*9400 *20,750	6400 14,300	8770 28'6"
6000 mm 20'0"	kg lb	*19 950 *42,950	18 200 39,350	*15 500 *33,500	11 650 25,150	12 850 27,600	8250 17,750	9500 20,350	6100 13,050	8600 19,050	5450 12,100	9530 31'1"
4500 mm 15'0"	kg lb			*16 800 *36,300	10 800 23,350	12 350 26,650	7850 16,850	9300 20,000	5900 12,700	7800 17,300	4950 10,900	10 010 32'9"
3000 mm 10'0"	kg lb			16 600 35,750	10 000 21,600	11 900 25,600	7400 15,950	9100 19,550	5700 12,250	7450 16,400	4650 10,250	10 250 33'7"
1500 mm 5'0"	kg lb			16 000 34,400	9450 20,450	11 500 24,800	7050 15,250	8900 19,100	5500 11,850	7350 16,200	4600 10,100	10 260 33'7"
0 mm 0'0"	kg lb			15 750 33,850	9250 19,950	11 300 24,350	6900 14,800	8750 18,850	5400 11,650	7550 16,650	4700 10,350	10 050 32'11"
-1500 mm -5'0"	kg lb			*15 250 *33,100	9300 20,000	11 300 24,300	6850 14,750	8750 18,900	5400 11,700	8100 17,850	5050 11,100	9600 31'5"

## Retrofit Boom (straight position) – with Bucket Linkages, without Bucket, Heavy Lift: On

Fixed Gauge Undercarriage



Boom Length	Unit	4500 mm/15'0"		6000 mm/20'0"		7500 mm/25'0"		9000 mm/30'0"		Undercarriage		
		Hydraulic	Tipping	Hydraulic	Tipping	Hydraulic	Tipping	Hydraulic	Tipping	Hydraulic	Tipping	mm ft/in
10 500 mm 35'0"	kg lb	*15 350 *34,250	*15 350 *34,250							*12 000 *27,200	*12 000 *27,200	5930 18'7"
9000 mm 30'0"	kg lb			*14 050 *30,750	12 600 27,000	*11 650 25,650	8500			*10 200 *22,750	8150 18,500	7640 24'7"
7500 mm 25'0"	kg lb	*13 400 *29,400	*13 400 *29,400	*14 450 *31,400	12 300 26,500	*12 550 *27,400	8550 18,300			*9400 *20,750	6400 14,300	8770 28'6"
6000 mm 20'0"	kg lb	*19 950 *42,950	18 250 39,400	*15 500 *33,500	11 700 25,200	12 850 27,650	8250 17,800	9550 20,400	6100 13,050	8600 19,050	5450 12,150	9530 31'1"
4500 mm 15'0"	kg lb			*16 800 *36,300	10 850 23,400	12 400 26,700	7850 16,900	9350 20,050	5950 12,750	7850 17,300	4950 10,900	10 010 32'9"
3000 mm 10'0"	kg lb			16 650 35,800	10 000 21,650	11 950 25,700	7400 16,000	9100 19,600	5700 12,300	7450 16,450	4650 10,300	10 250 33'7"
1500 mm 5'0"	kg lb			16 000 34,500	9500 20,500	11 550 24,900	7100 15,250	8900 19,150	5550 11,900	7400 16,250	4600 10,100	10 260 33'7"
0 mm 0'0"	kg lb			15 800 33,950	9300 20,000	11 350 24,400	6900 14,850	8800 18,900	5400 11,700	7600 16,700	4700 10,350	10 050 32'11"
-1500 mm -5'0"	kg lb			*15 250 *33,100	9300 20,050	11 300 24,350	6850 14,800	8800 18,950	5450 11,700	8100 17,900	5050 11,150	9600 31'5"



ISO 10567



\* Indicates that the load is limited by hydraulic lifting capacity rather than tipping load. The above loads are in compliance with hydraulic excavator lift capacity standard ISO 10567:2007. They do not exceed 87% of hydraulic lifting capacity or 75% of tipping load. Weight of all lifting accessories must be deducted from the above lifting capacities. Lifting capacities are based on the machine standing on a firm, uniform supporting surface. The use of a work tool attachment point to handle/lift objects, could affect the machine lift performance.

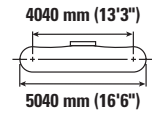
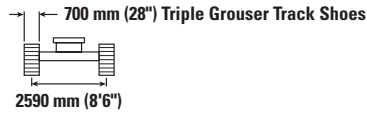
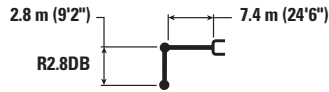
Lift capacity stays with ±5% for all available track shoes.













Always refer to the appropriate Operation and Maintenance Manual for specific product information.

# 340 UHD Hydraulic Excavator Specifications

## Retrofit Boom (straight position) – with Bucket Linkages, without Bucket, Heavy Lift: On

Fixed Gauge Undercarriage



		4500 mm/15'0"		6000 mm/20'0"		7500 mm/25'0"		9000 mm/30'0"				mm ft/in
												
10 500 mm 35'0"	kg lb	*15 350 *34,250	*15 350 *34,250							*12 000 *27,200	*12 000 *27,200	5930 18'7"
9000 mm 30'0"	kg lb			*14 050 *30,750	12 500 26,800	*11 650 8400				*10 200 *22,750	8100 18,350	7640 24'7"
7500 mm 25'0"	kg lb	*13 400 *29,400	*13 400 *29,400	*14 450 *31,400	12 250 26,300	*12 550 *27,400	8450 18,150			*9400 *20,750	6350 14,200	8770 28'6"
6000 mm 20'0"	kg lb	*19 950 *42,950	18 100 39,100	*15 500 *33,500	11 600 25,000	12 750 27,400	8200 17,650	9450 20,250	6050 12,950	8500 18,900	5400 12,000	9530 31'1"
4500 mm 15'0"	kg lb			*16 800 *36,300	10 750 23,200	12 300 26,450	7800 16,750	9250 19,900	5900 12,600	7750 17,150	4900 10,800	10 010 32'9"
3000 mm 10'0"	kg lb			16 450 35,500	9900 21,450	11 800 25,450	7350 15,850	9000 19,400	5650 12,150	7400 16,300	4600 10,200	10 250 33'7"
1500 mm 5'0"	kg lb			15 850 34,150	9400 20,300	11 450 24,650	7000 15,100	8800 18,950	5450 11,800	7300 16,100	4550 10,000	10 260 33'7"
0 mm 0'0"	kg lb			15 650 33,600	9200 19,800	11 250 24,200	6850 14,700	8700 18,700	5350 11,550	7500 16,500	4650 10,250	10 050 32'11"
-1500 mm -5'0"	kg lb			*15 250 *33,100	9200 19,850	11 200 24,100	6800 14,650	8700 18,750	5350 11,600	8050 17,750	5000 11,000	9600 31'5"



ISO 10567



\* Indicates that the load is limited by hydraulic lifting capacity rather than tipping load. The above loads are in compliance with hydraulic excavator lift capacity standard ISO 10567:2007. They do not exceed 87% of hydraulic lifting capacity or 75% of tipping load. Weight of all lifting accessories must be deducted from the above lifting capacities. Lifting capacities are based on the machine standing on a firm, uniform supporting surface. The use of a work tool attachment point to handle/lift objects, could affect the machine lift performance.

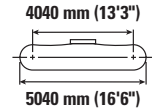
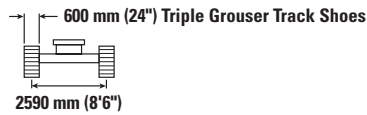
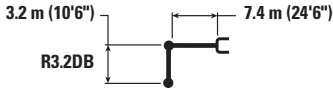
Lift capacity stays with  $\pm 5\%$  for all available track shoes.

Always refer to the appropriate Operation and Maintenance Manual for specific product information.

# 340 UHD Hydraulic Excavator Specifications

Retrofit Boom (straight position) – with Bucket Linkages, without Bucket, Heavy Lift: On

Fixed Gauge Undercarriage



		4500 mm/15'0"		6000 mm/20'0"		7500 mm/25'0"		9000 mm/30'0"		10 500 mm/35'0"		mm ft/in		
10 500 mm 35'0"	kg lb			*11 400 *22,800	*11 400 *22,800							*9050 *20,350	*9050 *20,350	6500 20'6"
9000 mm 30'0"	kg lb			*12 150 *26,800	*12 150 *26,800	*10 950 *22,350	8700 18,500					*7900 *17,600	7500 16,950	8090 26'1"
7500 mm 25'0"	kg lb	*11 600 *25,500	*11 600 *25,500	*12 600 *27,650	12 500 26,850	*12 150 *26,500	8650 18,550	*8850	6200			*7400 *16,350	6000 13,400	9160 29'9"
6000 mm 20'0"	kg lb	*17 950 *36,900	*17 950 *36,900	*15 000 *32,400	11 850 25,550	*12 600 *27,400	8350 17,950	9600 20,550	6150 13,200			*7150 *15,800	5150 11,450	9890 32'3"
4500 mm 15'0"	kg lb			*16 350 *35,350	11 000 23,700	12 450 26,850	7900 17,050	9350 20,100	5950 12,800			*7150 *15,700	4700 10,300	10 360 33'10"
3000 mm 10'0"	kg lb			16 750 36,050	10 100 21,850	11 950 25,750	7450 16,050	9100 19,550	5700 12,300	7150	4500	7100 15,600	4400 9,700	10 590 34'8"
1500 mm 5'0"	kg lb			16 050 34,500	9 500 20,500	11 550 24,850	7050 15,250	8850 19,050	5500 11,850	7100	4400	7000 15,400	4350 9,550	10 600 34'9"
0 mm 0'0"	kg lb			15 700 33,750	9200 19,850	11 300 24,300	6850 14,750	8700 18,750	5350 11,550			7150 15,750	4450 9,750	10 390 34'0"
-1500 mm -5'0"	kg lb	*13 750 *31,850	*13 750 30,350	15 650 33,650	9200 19,750	11 200 24,100	6750 14,600	8700 18,700	5350 11,500			7600 16,800	4700 10,400	9960 32'7"
-3000 mm -10'0"	kg lb			*13 350 *28,850	9300 20,100	*10 900 *23,450	6850 14,750					*9000 *20,100	5750 12,900	8580 27'9"



ISO 10567



\* Indicates that the load is limited by hydraulic lifting capacity rather than tipping load. The above loads are in compliance with hydraulic excavator lift capacity standard ISO 10567:2007. They do not exceed 87% of hydraulic lifting capacity or 75% of tipping load. Weight of all lifting accessories must be deducted from the above lifting capacities. Lifting capacities are based on the machine standing on a firm, uniform supporting surface. The use of a work tool attachment point to handle/lift objects, could affect the machine lift performance.

Lift capacity stays with ±5% for all available track shoes.

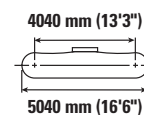
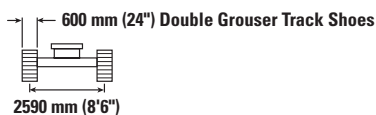
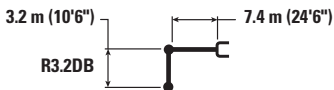
Always refer to the appropriate Operation and Maintenance Manual for specific product information.



# 340 UHD Hydraulic Excavator Specifications

## Retrofit Boom (straight position) – with Bucket Linkages, without Bucket, Heavy Lift: On

Fixed Gauge Undercarriage



		4500 mm/15'0"		6000 mm/20'0"		7500 mm/25'0"		9000 mm/30'0"		10 500 mm/35'0"		mm ft/in		
10 500 mm 35'0"	kg lb			*11 400 *22,800	*11 400 *22,800							*9050 *20,350	*9050 *20,350	6500 20'6"
9000 mm 30'0"	kg lb			*12 150 *26,800	*12 150 *26,800	*10 950 *22,350	8700 18,550					*7900 *17,600	7500 17,000	8090 26'1"
7500 mm 25'0"	kg lb	*11 600 *25,500	*11 600 *25,500	*12 600 *27,650	12 500 26,900	*12 150 *26,500	8650 18,550	*8850	6250			*7400 *16,350	6000 13,400	9160 29'9"
6000 mm 20'0"	kg lb	*17 950 *36,900	*17 950 *36,900	*15 000 *32,400	11 850 25,600	*12 600 *27,400	8350 18,000	9600 20,600	6150 13,200			*7150 *15,800	5150 11,450	9890 32'3"
4500 mm 15'0"	kg lb			*16 350 *35,350	11 000 23,750	12 500 26,900	7900 17,050	9400 20,150	5950 12,800			*7150 *15,700	4700 10,350	10 360 33'10"
3000 mm 10'0"	kg lb			16 800 36,150	10 150 21,900	12 000 25,800	7450 16,100	9100 19,600	5750 12,300	7200	4500	7100 15,650	4450 9,750	10 590 34'8"
1500 mm 5'0"	kg lb			16 100 34,600	9550 20,550	11 550 24,900	7100 15,300	8900 19,100	5500 11,850	7100	4400	7000 15,450	4350 9,550	10 600 34'9"
0 mm 0'0"	kg lb			15 750 33,850	9250 19,900	11 300 24,350	6850 14,800	8750 18,800	5350 11,550			7200 15,800	4450 9,750	10 390 34'0"
-1500 mm -5'0"	kg lb	*13 750 *31,850	*13 750 30,450	15 700 33,750	9200 19,800	11 250 24,150	6800 14,600	8700 18,750	5350 11,500			7650 16,850	4750 10,400	9960 32'7"
-3000 mm -10'0"	kg lb			*13 350 *28,850	9350 20,150	*10 900 *23,450	6850 14,800					*9000 *20,100	5800 12,950	8580 27'9"



ISO 10567



\* Indicates that the load is limited by hydraulic lifting capacity rather than tipping load. The above loads are in compliance with hydraulic excavator lift capacity standard ISO 10567:2007.

They do not exceed 87% of hydraulic lifting capacity or 75% of tipping load. Weight of all lifting accessories must be deducted from the above lifting capacities. Lifting capacities are based on the machine standing on a firm, uniform supporting surface. The use of a work tool attachment point to handle/lift objects, could affect the machine lift performance.

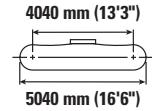
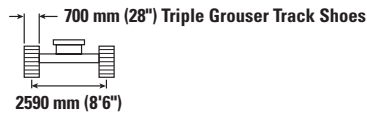
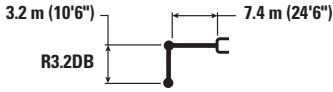
Lift capacity stays with ±5% for all available track shoes.



Always refer to the appropriate Operation and Maintenance Manual for specific product information.

# 340 UHD Hydraulic Excavator Specifications

## Retrofit Boom (straight position) – with Bucket Linkages, without Bucket, Heavy Lift: On

Fixed Gauge Undercarriage



	4500 mm/15'0"		6000 mm/20'0"		7500 mm/25'0"		9000 mm/30'0"		10 500 mm/35'0"				mm ft/in
	kg lb	kg lb	kg lb	kg lb	kg lb	kg lb	kg lb	kg lb	kg lb	kg lb	kg lb	kg lb	
10 500 mm 35'0"			*11 400 <b>*22,800</b>	*11 400 <b>*22,800</b>							*9050 <b>*20,350</b>	*9050 <b>*20,350</b>	6500 <b>20'6"</b>
9000 mm 30'0"			*12 150 <b>*26,800</b>	*12 150 <b>*26,800</b>	*10 950 <b>*22,350</b>	8650 <b>18,400</b>					*7900 <b>*17,600</b>	7450 <b>16,850</b>	8090 <b>26'1"</b>
7500 mm 25'0"	*11 600 <b>*25,500</b>	*11 600 <b>*25,500</b>	*12 600 <b>*27,650</b>	12 400 <b>26,700</b>	*12 150 <b>*26,500</b>	8600 <b>18,400</b>	*8850	6200			*7400 <b>*16,350</b>	5950 <b>13,300</b>	9160 <b>29'9"</b>
6000 mm 20'0"	*17 950 <b>*36,900</b>	*17 950 <b>*36,900</b>	*15 000 <b>*32,400</b>	11 800 <b>25,400</b>	*12 600 <b>*27,400</b>	8300 <b>17,850</b>	9500 <b>20,400</b>	6100 <b>13,100</b>			*7150 <b>*15,800</b>	5100 <b>11,350</b>	9890 <b>32'3"</b>
4500 mm 15'0"			*16 350 <b>*35,350</b>	10 900 <b>23,550</b>	12 400 <b>26,650</b>	7850 <b>16,900</b>	9300 <b>20,000</b>	5900 <b>12,700</b>			*7150 <b>*15,700</b>	4650 <b>10,250</b>	10 360 <b>33'10"</b>
3000 mm 10'0"			16 650 <b>35,800</b>	10 050 <b>21,700</b>	11 850 <b>25,550</b>	7400 <b>15,950</b>	9050 <b>19,450</b>	5650 <b>12,200</b>	7100	4450	7050 <b>15,500</b>	4400 <b>9,650</b>	10 590 <b>34'8"</b>
1500 mm 5'0"			15 950 <b>34,250</b>	9 450 <b>20,350</b>	11 450 <b>24,650</b>	7000 <b>15,150</b>	8800 <b>18,950</b>	5450 <b>11,750</b>	7050	4350	6950 <b>15,250</b>	4300 <b>9,450</b>	10 600 <b>34'9"</b>
0 mm 0'0"			15 600 <b>33,550</b>	9 150 <b>19,700</b>	11 200 <b>24,100</b>	6800 <b>14,650</b>	8650 <b>18,600</b>	5300 <b>11,450</b>			7100 <b>15,650</b>	4400 <b>9,650</b>	10 390 <b>34'0"</b>
-1500 mm -5'0"	*13 750 <b>*31,850</b>	*13 750 <b>30,150</b>	15 550 <b>33,400</b>	9100 <b>19,600</b>	11 100 <b>23,950</b>	6700 <b>14,450</b>	8600 <b>18,550</b>	5300 <b>11,400</b>			7550 <b>16,650</b>	4700 <b>10,300</b>	9960 <b>32'7"</b>
-3000 mm -10'0"			*13 350 <b>*28,850</b>	9250 <b>19,950</b>	*10 900 <b>*23,450</b>	6800 <b>14,650</b>					*9000 <b>*20,100</b>	5700 <b>12,800</b>	8580 <b>27'9"</b>



ISO 10567



\* Indicates that the load is limited by hydraulic lifting capacity rather than tipping load. The above loads are in compliance with hydraulic excavator lift capacity standard ISO 10567:2007. They do not exceed 87% of hydraulic lifting capacity or 75% of tipping load. Weight of all lifting accessories must be deducted from the above lifting capacities. Lifting capacities are based on the machine standing on a firm, uniform supporting surface. The use of a work tool attachment point to handle/lift objects, could affect the machine lift performance.

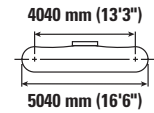
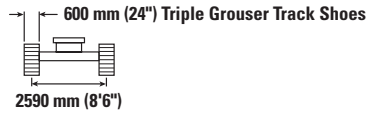
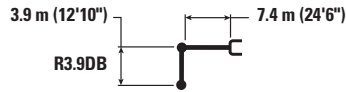
Lift capacity stays with ±5% for all available track shoes.



Always refer to the appropriate Operation and Maintenance Manual for specific product information.

# 340 UHD Hydraulic Excavator Specifications

## Retrofit Boom (straight position) – with Bucket Linkages, without Bucket, Heavy Lift: On

Fixed Gauge Undercarriage



	4500 mm/15'0"		6000 mm/20'0"		7500 mm/25'0"		9000 mm/30'0"		10 500 mm/35'0"				mm ft/in		
	kg lb	kg lb	kg lb	kg lb	kg lb	kg lb	kg lb	kg lb	kg lb	kg lb	kg lb	kg lb			
12 000 mm 40'0"													*8650 *19,900	*8650 *19,900	5470 16'8"
10 500 mm 35'0"			*10 000 *22,000	*10 000 *22,000	*7500 *7500								*6900 *15,500	*6900 *15,500	7600 24'3"
9000 mm 30'0"			*9550 *21,150	*9550 *21,150	*9600 *20,950	8950 19,200							*6150 *13,700	*6150 *13,700	8990 29'1"
7500 mm 25'0"			*9550 *21,000	*9550 *21,000	*10 050 *22,000	8850 19,000	*9300 *19,700	6400 13,700					*5800 *12,800	5200 11,600	9970 32'5"
6000 mm 20'0"	*10 400 *22,350	*10 400 *22,350	*11 100 *24,050	*11 100 *24,050	*11 200 *24,350	8500 18,350	9700 20,850	6300 13,450	*6750 4700	7350 4600			*5600 *12,350	4550 10,100	10 640 34'9"
4500 mm 15'0"	*20 550 *44,200	17 450 37,750	*15 500 *33,500	11 300 24,400	12 650 27,200	8050 17,350	9450 20,300	6050 12,950	*15,750 9,900	7350 4600			*5550 *12,250	4150 9,200	11 080 36'3"
3000 mm 10'0"			*16 900 *36,550	10 350 22,400	12 100 26,000	7550 16,250	9150 19,650	5750 12,350	7200 15,450	4500 9,600			*5650 *12,400	3950 8,700	11 290 37'0"
1500 mm 5'0"			16 200 34,850	9 600 20,750	11 600 24,950	7100 15,300	8850 19,050	5500 11,800	7050 15,150	4350 9,350			*5850 *12,850	3900 8,550	11 300 37'0"
0 mm 0'0"	*9050 *21,150	*9050 *21,150	15 700 33,750	9200 19,800	11 250 24,200	6800 14,650	8650 18,600	5300 11,400	6950 14,950	4250 9,150			*6200 *13,650	3950 8,650	11 110 36'5"
-1500 mm -5'0"	*13 100 *30,200	*13 100 29,650	15 500 33,350	9050 19,450	11 100 23,850	6650 14,350	8550 18,400	5200 11,200	6950 15,000	4250 9,200			*6750 *14,900	4150 9,200	10 700 35'0"
-3000 mm -10'0"			*14 550 *31,500	9100 19,550	11 100 23,900	6650 14,350	8600 18,550	5250 11,300					*7600 *16,850	4700 10,400	9850 32'1"



ISO 10567



\* Indicates that the load is limited by hydraulic lifting capacity rather than tipping load. The above loads are in compliance with hydraulic excavator lift capacity standard ISO 10567:2007. They do not exceed 87% of hydraulic lifting capacity or 75% of tipping load. Weight of all lifting accessories must be deducted from the above lifting capacities. Lifting capacities are based on the machine standing on a firm, uniform supporting surface. The use of a work tool attachment point to handle/lift objects, could affect the machine lift performance.

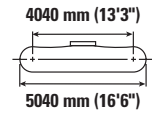
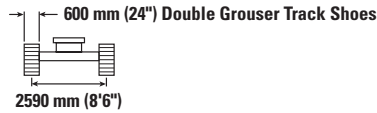
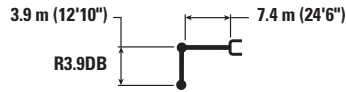
Lift capacity stays with ±5% for all available track shoes.

Always refer to the appropriate Operation and Maintenance Manual for specific product information.

# 340 UHD Hydraulic Excavator Specifications

Retrofit Boom (straight position) – with Bucket Linkages, without Bucket, Heavy Lift: On

Fixed Gauge Undercarriage



		4500 mm/15'0"		6000 mm/20'0"		7500 mm/25'0"		9000 mm/30'0"		10 500 mm/35'0"		mm ft/in		
12 000 mm 40'0"	kg lb											*8650 *19,900	*8650 *19,900	5470 16'8"
10 500 mm 35'0"	kg lb			*10 000 *22,000	*10 000 *22,000	*7500 *7500	*7500 *7500					*6900 *15,500	*6900 *15,500	7600 24'3"
9000 mm 30'0"	kg lb			*9550 *21,150	*9550 *21,150	*9600 *20,950	9000 19,250					*6150 *13,700	*6150 *13,700	8990 29'1"
7500 mm 25'0"	kg lb			*9550 *21,000	*9550 *21,000	*10 050 *22,000	8850 19,050	*9300 *19,700	6450 13,750			*5800 *12,800	5250 11,650	9970 32'5"
6000 mm 20'0"	kg lb	*10 400 *22,350	*10 400 *22,350	*11 100 *24,050	*11 100 *24,050	*11 200 *24,350	8550 18,350	9750 20,900	6300 13,500	*6750 4700		*5600 *12,350	4550 10,150	10 640 34'9"
4500 mm 15'0"	kg lb	*20 550 *44,200	17 500 37,850	*15 500 *33,500	11 350 24,450	12 700 27,300	8050 17,400	9500 20,350	6050 13,000	7350 15,750	4650 9,900	*5550 *12,250	4200 9,200	11 080 36'3"
3000 mm 10'0"	kg lb			*16 900 *36,550	10 400 22,450	12 100 26,050	7550 16,300	9150 19,700	5750 12,400	7200 15,500	4500 9,650	*5650 *12,400	3950 8,700	11 290 37'0"
1500 mm 5'0"	kg lb			16 250 34,900	9650 20,800	11 600 25,000	7150 15,350	8900 19,100	5500 11,850	7050 15,200	4350 9,350	*5850 *12,850	3900 8,550	11 300 37'0"
0 mm 0'0"	kg lb	*9050 *21,150	*9050 *21,150	15 750 33,800	9200 19,850	11 300 24,250	6800 14,700	8700 18,650	5300 11,400	6950 15,000	4250 9,200	*6200 *13,650	3950 8,700	11 110 36'5"
-1500 mm -5'0"	kg lb	*13 100 *30,200	*13 100 29,750	15 550 33,400	9050 19,500	11 100 23,900	6650 14,350	8600 18,450	5200 11,250	6950 15,050	4250 9,200	*6750 *14,900	4200 9,200	10 700 35'0"
-3000 mm -10'0"	kg lb			*14 550 *31,500	9100 19,600	11 150 23,950	6700 14,400	8600 18,550	5250 11,350			*7600 *16,850	4700 10,450	9850 32'1"



ISO 10567



\* Indicates that the load is limited by hydraulic lifting capacity rather than tipping load. The above loads are in compliance with hydraulic excavator lift capacity standard ISO 10567:2007. They do not exceed 87% of hydraulic lifting capacity or 75% of tipping load. Weight of all lifting accessories must be deducted from the above lifting capacities. Lifting capacities are based on the machine standing on a firm, uniform supporting surface. The use of a work tool attachment point to handle/lift objects, could affect the machine lift performance.

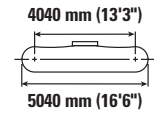
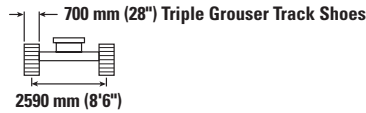
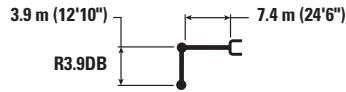
Lift capacity stays with ±5% for all available track shoes.

Always refer to the appropriate Operation and Maintenance Manual for specific product information.

# 340 UHD Hydraulic Excavator Specifications

## Retrofit Boom (straight position) – with Bucket Linkages, without Bucket, Heavy Lift: On

Fixed Gauge Undercarriage



		4500 mm/15'0"		6000 mm/20'0"		7500 mm/25'0"		9000 mm/30'0"		10 500 mm/35'0"		mm ft/in		
		kg lb	kg lb	kg lb	kg lb	kg lb	kg lb	kg lb	kg lb	kg lb	kg lb	kg lb	kg lb	mm ft/in
12 000 mm 40'0"	kg lb											*8650 *19,900	*8650 *19,900	5470 16'8"
10 500 mm 35'0"	kg lb			*10 000 *22,000	*10 000 *22,000	*7500 *7500						*6900 *15,500	*6900 *15,500	7600 24'3"
9000 mm 30'0"	kg lb			*9550 *21,150	*9550 *21,150	*9600 *20,950	8900 19,100					*6150 *13,700	*6150 *13,700	8990 29'1"
7500 mm 25'0"	kg lb			*9550 *21,000	*9550 *21,000	*10 050 *22,000	8800 18,900	*9300 *19,700	6400 13,600			*5800 *12,800	5200 11,550	9970 32'5"
6000 mm 20'0"	kg lb	*10 400 *22,350	*10 400 *22,350	*11 100 *24,050	*11 100 *24,050	*11 200 *24,350	8450 18,200	9650 20,750	6250 13,350	*6750 4650		*5600 *12,350	4550 10,000	10 640 34'9"
4500 mm 15'0"	kg lb	*20 550 *44,200	17 350 37,550	*15 500 *33,500	11 250 24,250	12 550 27,050	8000 17,250	9400 20,200	6000 12,850	7300 15,600	4600 9,800	*5550 *12,250	4150 9,100	11 080 36'3"
3000 mm 10'0"	kg lb			*16 900 36,450	10 300 22,250	12 000 25,850	7500 16,150	9100 19,550	5700 12,250	7150 15,300	4450 9,550	*5650 *12,400	3900 8,650	11 290 37'0"
1500 mm 5'0"	kg lb			16 100 34,600	9550 20,600	11 500 24,750	7050 15,200	8800 18,900	5450 11,700	7000 15,050	4300 9,250	*5850 *12,850	3850 8,450	11 300 37'0"
0 mm 0'0"	kg lb	*9050 *21,150	*9050 *21,150	15 600 33,500	9100 19,650	11 150 24,050	6750 14,550	8600 18,500	5250 11,300	6900 14,850	4250 9,100	*6200 *13,650	3900 8,600	11 110 36'5"
-1500 mm -5'0"	kg lb	*13 100 *30,200	*13 100 29,450	15 400 33,100	8950 19,300	11 000 23,700	6600 14,200	8500 18,300	5150 11,100	6900 14,900	4200 9,100	6750 14,850	4150 9,100	10 700 35'0"
-3000 mm -10'0"	kg lb			*14 550 *31,500	9000 19,400	11 000 23,700	6600 14,250	8550 18,400	5200 11,200			7600 16,850	4650 10,350	9850 32'1"



ISO 10567



\* Indicates that the load is limited by hydraulic lifting capacity rather than tipping load. The above loads are in compliance with hydraulic excavator lift capacity standard ISO 10567:2007. They do not exceed 87% of hydraulic lifting capacity or 75% of tipping load. Weight of all lifting accessories must be deducted from the above lifting capacities. Lifting capacities are based on the machine standing on a firm, uniform supporting surface. The use of a work tool attachment point to handle/lift objects, could affect the machine lift performance.

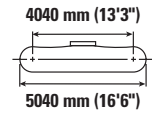
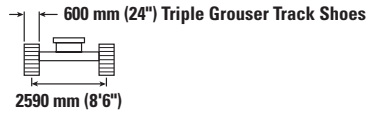
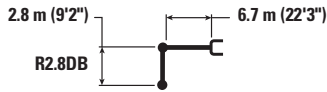
Lift capacity stays with ±5% for all available track shoes.

Always refer to the appropriate Operation and Maintenance Manual for specific product information.

# 340 UHD Hydraulic Excavator Specifications

## Retrofit Boom (bent position) – with Bucket Linkages, without Bucket, Heavy Lift: On

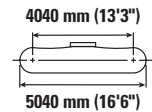
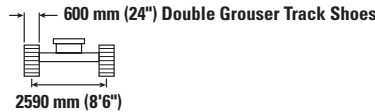
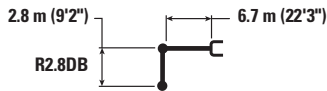
Fixed Gauge Undercarriage



Boom Length mm ft/in	kg lb	3000 mm/10'0"		4500 mm/15'0"		6000 mm/20'0"		7500 mm/25'0"		9000 mm/30'0"		mm ft/in				
9000 mm 30'0"	kg lb											*9850 *22,000	*9850 *22,000	6360 20'3"		
7500 mm 25'0"	kg lb							*10 700	8900					*9150 *20,200	8500 19,050	7690 24'11"
6000 mm 20'0"	kg lb					*12 200 *26,450	*12 200 *26,450	*11 050 *24,150	8750 18,800					*8900 *19,650	6950 15,500	8550 27'10"
4500 mm 15'0"	kg lb			*18 200 *39,000	18 050 *39,000	*13 900 *30,050	11 800 *25,450	*11 850 *25,750	8400 18,100	9650	6200			*9000 *19,800	6150 13,550	9080 29'8"
3000 mm 10'0"	kg lb			*18 250 *47,600	16 050 34,800	*15 850 *34,200	10 900 23,600	12 550 26,950	7950 17,150	9450 20,300	6050 12,950			8900 19,600	5650 12,500	9340 30'7"
1500 mm 5'0"	kg lb				*30,250 *30,250	16 850 36,300	10 250 22,050	12 100 26,000	7550 16,300	9200 19,800	5850 12,500			8700 19,150	5500 12,100	9350 30'8"
0 mm 0'0"	kg lb			*16 900 *39,600	14 650 31,550	16 400 35,250	9800 21,150	11 750 25,300	7300 15,700	9050	5700			8900 19,600	5600 12,300	9120 29'10"
-1500 mm -5'0"	kg lb	*12 400 *28,250	*12 400 *28,250	*23 650 *51,350	14 650 31,450	16 200 34,800	9650 20,800	11 600 25,000	7150 15,400					9600 21,150	6000 13,200	8620 28'2"
-3000 mm -10'0"	kg lb			*21 700 *47,050	14 800 31,850	16 250 35,000	9700 20,950	11 700 25,250	7200 15,600					11 100 24,600	6900 15,250	7800 25'5"

## Retrofit Boom (bent position) – with Bucket Linkages, without Bucket, Heavy Lift: On

Fixed Gauge Undercarriage



Boom Length mm ft/in	kg lb	3000 mm/10'0"		4500 mm/15'0"		6000 mm/20'0"		7500 mm/25'0"		9000 mm/30'0"		mm ft/in				
9000 mm 30'0"	kg lb											*9850 *22,000	*9850 *22,000	6360 20'3"		
7500 mm 25'0"	kg lb							*10 700	8900					*9150 *20,200	8500 19,100	7690 24'11"
6000 mm 20'0"	kg lb					*12 200 *26,450	*12 200 *26,450	*11 050 *24,150	8800 18,850					*8900 *19,650	7000 15,500	8550 27'10"
4500 mm 15'0"	kg lb			*18 200 *39,000	18 050 *39,000	*13 900 *30,050	11 800 *25,450	*11 850 *25,750	8400 18,100	9650	6250			*9000 *19,800	6150 13,550	9080 29'8"
3000 mm 10'0"	kg lb			*18 250 *47,600	16 100 34,850	*15 850 *34,200	10 950 23,650	12 550 27,000	8000 17,200	9450 20,300	6050 12,950			8900 19,650	5700 12,550	9340 30'7"
1500 mm 5'0"	kg lb				*30,250 *30,250	16 900 36,350	10 250 22,100	12 100 26,050	7600 16,350	9250 19,850	5850 12,550			8700 19,200	5500 12,150	9350 30'8"
0 mm 0'0"	kg lb			*16 900 *39,600	14 700 31,600	16 450 35,300	9850 21,200	11 800 25,400	7300 15,750	9100	5700			8900 19,650	5600 12,300	9120 29'10"
-1500 mm -5'0"	kg lb	*12 400 *28,250	*12 400 *28,250	*23 650 *51,350	14 650 31,550	16 250 34,900	9700 20,850	11 650 25,100	7150 15,450					9600 21,200	6000 13,200	8620 28'2"
-3000 mm -10'0"	kg lb			*21 700 *47,050	14 850 31,950	16 300 35,050	9750 21,000	11 750 25,300	7250 15,650					11 150 24,700	6900 15,300	7800 25'5"



ISO 10567



\* Indicates that the load is limited by hydraulic lifting capacity rather than tipping load. The above loads are in compliance with hydraulic excavator lift capacity standard ISO 10567:2007. They do not exceed 87% of hydraulic lifting capacity or 75% of tipping load. Weight of all lifting accessories must be deducted from the above lifting capacities. Lifting capacities are based on the machine standing on a firm, uniform supporting surface. The use of a work tool attachment point to handle/lift objects, could affect the machine lift performance.

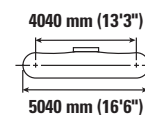
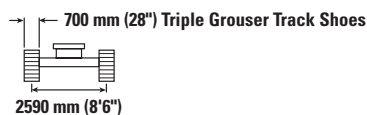
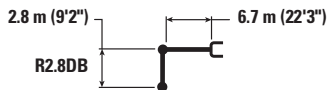
Lift capacity stays with ±5% for all available track shoes.

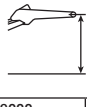

Always refer to the appropriate Operation and Maintenance Manual for specific product information.

# 340 UHD Hydraulic Excavator Specifications

## Retrofit Boom (bent position) – with Bucket Linkages, without Bucket, Heavy Lift: On

Fixed Gauge Undercarriage



	3000 mm/10'0"		4500 mm/15'0"		6000 mm/20'0"		7500 mm/25'0"		9000 mm/30'0"				mm ft/in	
	kg lb	kg lb	kg lb	kg lb	kg lb	kg lb	kg lb	kg lb	kg lb	kg lb	kg lb	kg lb		
9000 mm 30'0"												*9850 *22,000	*9850 *22,000	6360 20'3"
7500 mm 25'0"							*10 700 8850					*9150 *20,200	8450 18,950	7690 24'11"
6000 mm 20'0"					*12 200 *26,450	*12 200 *26,450	*11 050 *24,150	8700 18,700				*8900 *19,650	6900 15,400	8550 27'10"
4500 mm 15'0"			*18 200 *39,000	17 950 38,800	*13 900 *30,050	11 700 25,250	*11 850 *25,750	8350 17,950	9600	6200		*9000 *19,800	6100 13,450	9080 29'8"
3000 mm 10'0"			*18 250 *47,600	15 950 34,550	*15 850 *34,200	10 850 23,450	12 450 26,750	7900 17,050	9400 20,150	6000 12,850		8850 19,450	5650 12,400	9340 30'7"
1500 mm 5'0"			*30,250	*30,250	16 750 36,050	10 150 21,900	12 000 25,800	7500 16,200	9150 19,700	5800 12,450		8650 19,000	5450 12,000	9350 30'8"
0 mm 0'0"			*16 900 *39,600	14 550 31,300	16 250 35,000	9750 21,000	11 700 25,150	7250 15,600	9000	5650		8850 19,450	5550 12,200	9120 29'10"
-1500 mm -5'0"		*12 400 *28,250	*12 400 *28,250	*23 650 *51,350	14 550 31,250	16 100 34,600	9600 20,650	11 550 24,850	7100 15,300			9500 21,000	5950 13,100	8620 28'2"
-3000 mm -10'0"				*21 700 *47,050	14 700 31,650	16 150 34,750	9650 20,800	11 600 25,050	7150 15,500			11 050 24,450	6850 15,150	7800 25'5"



ISO 10567



\* Indicates that the load is limited by hydraulic lifting capacity rather than tipping load. The above loads are in compliance with hydraulic excavator lift capacity standard ISO 10567:2007. They do not exceed 87% of hydraulic lifting capacity or 75% of tipping load. Weight of all lifting accessories must be deducted from the above lifting capacities. Lifting capacities are based on the machine standing on a firm, uniform supporting surface. The use of a work tool attachment point to handle/lift objects, could affect the machine lift performance.

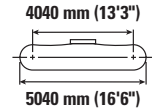
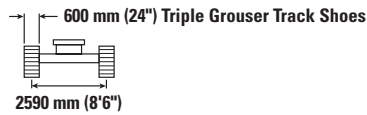
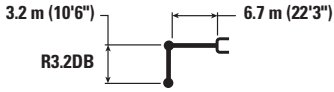
Lift capacity stays with  $\pm 5\%$  for all available track shoes.



Always refer to the appropriate Operation and Maintenance Manual for specific product information.

# 340 UHD Hydraulic Excavator Specifications

## Retrofit Boom (bent position) – with Bucket Linkages, without Bucket, Heavy Lift: On

Fixed Gauge Undercarriage



	3000 mm/10'0"		4500 mm/15'0"		6000 mm/20'0"		7500 mm/25'0"		9000 mm/30'0"				mm ft/in	
	kg lb	kg lb	kg lb	kg lb	kg lb	kg lb	kg lb	kg lb	kg lb	kg lb	kg lb	kg lb		
9000 mm 30'0"												*7700 *17,150	*7700 *17,150	6780 21'8"
7500 mm 25'0"							*10 050 *20,300	9050 19,400				*7250 *16,000	*7250 *16,000	8030 26'0"
6000 mm 20'0"							*10 500 *22,950	8900 19,050				*7150 *15,700	6650 14,700	8860 28'10"
4500 mm 15'0"			*16 950 *36,400	*16 950 *36,400	*13 250 *28,650	11 950 25,800	*11 400 *24,750	8500 18,300	9750 *20,050	6300 13,500		*7250 *15,950	5850 12,950	9370 30'8"
3000 mm 10'0"			*21 150 *45,450	16 500 35,700	*15 250 *32,950	11 100 23,900	*12 450 *27,000	8050 17,300	9500 20,400	6050 13,050		*7600 *16,700	5450 11,950	9630 31'6"
1500 mm 5'0"			*17 750 *42,450	15 150 32,750	*16 950 *36,500	10 300 22,250	12 150 26,100	7600 16,350	9250 19,850	5850 12,550		*8200 *18,050	5250 11,550	9640 31'7"
0 mm 0'0"			*19 400 *45,050	14 650 31,500	16 400 35,300	9850 21,200	11 750 25,300	7300 15,650	9050 19,450	5650 12,150		8450 18,650	5300 11,650	9410 30'10"
-1500 mm -5'0"		*13 500 *30,450	*13 500 *30,450	*24 000 *52,100	14 500 31,200	16 150 34,700	9600 20,700	11 550 24,900	7100 15,300			9050 19,950	5650 12,450	8930 29'2"
-3000 mm -10'0"		*21 150 *47,800	*21 150 *47,800	*22 400 *48,600	14 650 31,500	16 150 34,700	9600 20,700	11 600 24,950	7100 15,350			10 350 22,900	6400 14,200	8140 26'7"
-4500 mm -15'0"				*19 350 *41,600	15 000 32,300	*14 850 *31,800	9850 21,250					*12 300 *27,150	8150 18,200	6940 22'6"



ISO 10567



\* Indicates that the load is limited by hydraulic lifting capacity rather than tipping load. The above loads are in compliance with hydraulic excavator lift capacity standard ISO 10567:2007. They do not exceed 87% of hydraulic lifting capacity or 75% of tipping load. Weight of all lifting accessories must be deducted from the above lifting capacities. Lifting capacities are based on the machine standing on a firm, uniform supporting surface. The use of a work tool attachment point to handle/lift objects, could affect the machine lift performance.

Lift capacity stays with ±5% for all available track shoes.

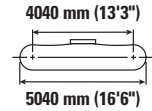
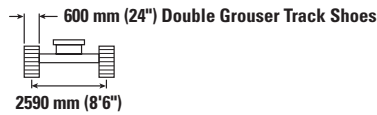
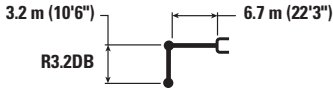
Always refer to the appropriate Operation and Maintenance Manual for specific product information.



# 340 UHD Hydraulic Excavator Specifications

## Retrofit Boom (bent position) – with Bucket Linkages, without Bucket, Heavy Lift: On

Fixed Gauge Undercarriage



		3000 mm/10'0"		4500 mm/15'0"		6000 mm/20'0"		7500 mm/25'0"		9000 mm/30'0"		mm ft/in		
9000 mm 30'0"	kg lb											*7700 *17,150	*7700 *17,150	6780 21'8"
7500 mm 25'0"	kg lb							*10 050 *20,300	9100 19,400			*7250 *16,000	*7250 *16,000	8030 26'0"
6000 mm 20'0"	kg lb							*10 500 *22,950	8900 19,100			*7150 *15,700	6650 14,750	8860 28'10"
4500 mm 15'0"	kg lb			*16 950 *36,400	*16 950 *36,400	*13 250 *28,650	12 000 25,850	*11 400 *24,750	8500 18,300	9750 *20,050	6300 13,500	*7250 *15,950	5850 12,950	9370 30'8"
3000 mm 10'0"	kg lb			*21 150 *45,450	16 550 35,800	*15 250 *32,950	11 100 23,950	*12 450 *27,000	8050 17,350	9500 20,450	6100 13,050	*7600 *16,700	5450 12,000	9630 31'6"
1500 mm 5'0"	kg lb			*17 750 *42,450	15 200 32,800	*16 950 *36,600	10 350 22,300	12 150 26,150	7600 16,400	9250 19,900	5850 12,550	*8200 *18,050	5250 11,600	9640 31'7"
0 mm 0'0"	kg lb			*19 400 *45,050	14 700 31,600	16 450 35,350	9850 21,250	11 800 25,400	7300 15,700	9050 19,500	5650 12,200	8500 18,700	5300 11,700	9410 30'10"
-1500 mm -5'0"	kg lb	*13 500 *30,450	*13 500 *30,450	*24 000 *52,100	14 550 31,300	16 200 34,800	9650 20,750	11 600 24,950	7100 15,350			9100 20,000	5650 12,450	8930 29'2"
-3000 mm -10'0"	kg lb	*21 150 *47,800	*21 150 *47,800	*22 400 *48,600	14 700 31,550	16 200 34,800	9650 20,750	11 600 25,000	7150 15,350			10 400 23,000	6450 14,250	8140 26'7"
-4500 mm -15'0"	kg lb			*19 350 *41,600	15 050 32,400	*14 850 *31,800	9850 21,300					*12 300 *27,150	8150 18,250	6940 22'6"



ISO 10567



\* Indicates that the load is limited by hydraulic lifting capacity rather than tipping load. The above loads are in compliance with hydraulic excavator lift capacity standard ISO 10567:2007. They do not exceed 87% of hydraulic lifting capacity or 75% of tipping load. Weight of all lifting accessories must be deducted from the above lifting capacities. Lifting capacities are based on the machine standing on a firm, uniform supporting surface. The use of a work tool attachment point to handle/lift objects, could affect the machine lift performance.

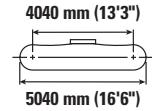
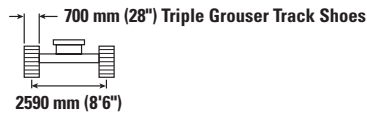
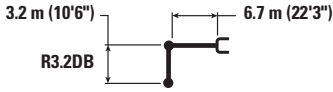
Lift capacity stays with ±5% for all available track shoes.



Always refer to the appropriate Operation and Maintenance Manual for specific product information.

# 340 UHD Hydraulic Excavator Specifications

## Retrofit Boom (bent position) – with Bucket Linkages, without Bucket, Heavy Lift: On

Fixed Gauge Undercarriage



	3000 mm/10'0"		4500 mm/15'0"		6000 mm/20'0"		7500 mm/25'0"		9000 mm/30'0"				mm ft/in	
	kg lb	kg lb	kg lb	kg lb	kg lb	kg lb	kg lb	kg lb	kg lb	kg lb	kg lb	kg lb		
9000 mm 30'0"												*7700 *17,150	*7700 *17,150	6780 21'8"
7500 mm 25'0"							*10 050 *20,300	9000 19,250				*7250 *16,000	*7250 *16,000	8030 26'0"
6000 mm 20'0"							*10 500 *22,950	8850 18,950				*7150 *15,700	6600 14,650	8860 28'10"
4500 mm 15'0"			*16 950 *36,400	*16 950 *36,400	*13 250 *28,650	11 900 25,650	*11 400 *24,750	8450 18,150	9650 *20,050	6250 13,400		*7250 *15,950	5800 12,850	9370 30'8"
3000 mm 10'0"			*21 150 *45,450	16 400 35,500	*15 250 *32,950	11 000 23,750	*12 450 *26,950	8000 17,200	9400 20,250	6050 12,950		*7600 *16,700	5400 11,900	9630 31'6"
1500 mm 5'0"			*17 750 *42,450	15 050 32,500	16 850 36,250	10 250 22,100	12 050 25,900	7550 16,250	9150 19,700	5800 12,450		*8200 *18,050	5200 11,450	9640 31'7"
0 mm 0'0"			*19 400 *45,050	14 550 31,300	16 300 35,050	9750 21,050	11 700 25,150	7200 15,550	8950 19,300	5600 12,050		8400 18,500	5250 11,600	9410 30'10"
-1500 mm -5'0"		*13 500 *30,450	*13 500 *30,450	*24 000 *52,100	14 400 31,000	16 050 34,450	9550 20,550	11 500 24,750	7050 15,200			9000 19,800	5600 12,350	8930 29'2"
-3000 mm -10'0"		*21 150 *47,800	*21 150 *47,800	*22 400 *48,600	14 550 31,250	16 050 34,450	9550 20,550	11 500 24,750	7050 15,200			10 300 22,750	6350 14,100	8140 26'7"
-4500 mm -15'0"				*19 350 *41,600	14 900 32,100	*14 850 *31,800	9800 21,100					*12 300 *27,150	8100 18,100	6940 22'6"



ISO 10567



\* Indicates that the load is limited by hydraulic lifting capacity rather than tipping load. The above loads are in compliance with hydraulic excavator lift capacity standard ISO 10567:2007. They do not exceed 87% of hydraulic lifting capacity or 75% of tipping load. Weight of all lifting accessories must be deducted from the above lifting capacities. Lifting capacities are based on the machine standing on a firm, uniform supporting surface. The use of a work tool attachment point to handle/lift objects, could affect the machine lift performance.

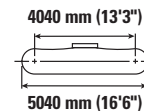
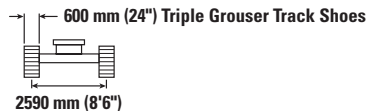
Lift capacity stays with ±5% for all available track shoes.

Always refer to the appropriate Operation and Maintenance Manual for specific product information.

# 340 UHD Hydraulic Excavator Specifications

## Retrofit Boom (bent position) – with Bucket Linkages, without Bucket, Heavy Lift: On

Fixed Gauge Undercarriage



		3000 mm/10'0"		4500 mm/15'0"		6000 mm/20'0"		7500 mm/25'0"		9000 mm/30'0"		mm ft/in		
9000 mm 30'0"	kg lb							*6950	*6950			*6000 *13,300	*6000 *13,300	7720 24'10"
7500 mm 25'0"	kg lb							*9050 *19,950	*9050 *19,950			*5650 *12,500	*5650 *12,500	8840 28'9"
6000 mm 20'0"	kg lb							*9600 *20,900	9100 19,550	*8350 *16,900	6600 14,150	*5550 *12,250	*5550 *12,250	9600 31'4"
4500 mm 15'0"	kg lb					*12 050 *26,000	*12 050 *26,000	*10 550 *22,850	8700 18,700	*9650 *21,100	6450 13,800	*5650 *12,400	5250 11,550	10 080 32'11"
3000 mm 10'0"	kg lb			*19 100 *41,000	17 300 37,350	*14 150 *30,550	11 400 24,550	*11 700 *25,350	8200 17,600	9600 20,600	6150 13,200	*5850 *12,850	4850 10,750	10 310 33'9"
1500 mm 5'0"	kg lb			*22 500 *48,500	15 600 33,700	*16 100 *34,750	10 500 22,650	12 250 26,300	7700 16,550	9300 19,950	5850 12,600	*6250 *13,700	4700 10,350	10 320 33'10"
0 mm 0'0"	kg lb	*7600 *17,300	*7600 *17,300	*20 450 *47,500	14 750 31,750	16 500 35,450	9900 21,300	11 800 25,350	7300 15,700	9000 19,400	5650 12,100	*6850 *15,100	4750 10,400	10 110 33'1"
-1500 mm -5'0"	kg lb	*12 350 *27,850	*12 350 *27,850	*23 800 *52,650	14 400 30,950	16 100 34,600	9550 20,550	11 500 24,750	7050 15,150	8850 19,050	5500 11,800	*7850 *17,350	5000 10,950	9660 31'7"
-3000 mm -10'0"	kg lb	*17 950 *40,550	*17 950 *40,550	*23 350 *50,550	14 400 30,900	16 000 34,350	9450 20,350	11 400 24,600	6950 15,000			8950 19,800	5550 12,200	8940 29'2"
-4500 mm -15'0"	kg lb	*25 400	*25 400	*21 050 *45,350	14 650 31,500	*16 050 *34,550	9550 20,600	11 550 24,950	7100 15,300			10 850 24,150	6700 14,900	7870 25'7"



ISO 10567



\* Indicates that the load is limited by hydraulic lifting capacity rather than tipping load. The above loads are in compliance with hydraulic excavator lift capacity standard ISO 10567:2007. They do not exceed 87% of hydraulic lifting capacity or 75% of tipping load. Weight of all lifting accessories must be deducted from the above lifting capacities. Lifting capacities are based on the machine standing on a firm, uniform supporting surface. The use of a work tool attachment point to handle/lift objects, could affect the machine lift performance.

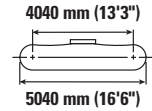
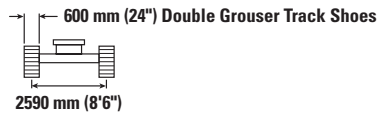
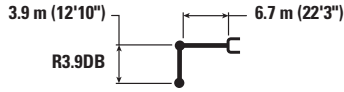
Lift capacity stays with ±5% for all available track shoes.

Always refer to the appropriate Operation and Maintenance Manual for specific product information.

# 340 UHD Hydraulic Excavator Specifications

## Retrofit Boom (bent position) – with Bucket Linkages, without Bucket, Heavy Lift: On

Fixed Gauge Undercarriage



		3000 mm/10'0"		4500 mm/15'0"		6000 mm/20'0"		7500 mm/25'0"		9000 mm/30'0"		mm ft/in		
9000 mm 30'0"	kg lb							*6950	*6950			*6000 *13,300	*6000 *13,300	7720 24'10"
7500 mm 25'0"	kg lb							*9050 *19,950	*9050 *19,950			*5650 *12,500	*5650 *12,500	8840 28'9"
6000 mm 20'0"	kg lb							*9600 *20,900	9100 19,600	*8350 *16,900	6650 14,200	*5550 *12,250	*5550 *12,250	9600 31'4"
4500 mm 15'0"	kg lb					*12 050 *26,000	*12 050 *26,000	*10 550 *22,850	8700 18,700	*9650 *21,100	6450 13,800	*5650 *12,400	5250 11,600	10 080 32'11"
3000 mm 10'0"	kg lb			*19 100 *41,000	17 300 37,400	*14 150 *30,550	11 400 24,600	*11 700 *25,350	8200 17,650	9600 20,650	6150 13,250	*5850 *12,850	4900 10,750	10 310 33'9"
1500 mm 5'0"	kg lb			*22 500 *48,500	15 650 33,800	*16 100 *34,750	10 550 22,700	12 250 26,400	7700 16,600	9300 20,000	5900 12,650	*6250 *13,700	4750 10,400	10 320 33'10"
0 mm 0'0"	kg lb	*7600 *17,300	*7600 *17,300	*20 450 *47,500	14 750 31,800	16 550 35,550	9900 21,350	11 800 25,450	7300 15,750	9050 19,450	5650 12,150	*6850 *15,100	4750 10,450	10 110 33'1"
-1500 mm -5'0"	kg lb	*12 350 *27,850	*12 350 *27,850	*23 800 *52,650	14 450 31,050	16 150 34,700	9550 20,600	11 550 24,850	7050 15,200	8900 19,100	5500 11,800	*7850 *17,350	5000 11,000	9660 31'7"
-3000 mm -10'0"	kg lb	*17 950 *40,550	*17 950 *40,550	*23 350 *50,550	14 400 31,000	16 000 34,450	9450 20,400	11 450 24,650	6950 15,000			8950 19,850	5550 12,250	8940 29'2"
-4500 mm -15'0"	kg lb	*25 400	*25 400	*21 050 *45,350	14 650 31,550	*16 050 *34,550	9600 20,650	11 600 25,000	7100 15,350			10 850 24,250	6700 14,900	7870 25'7"



ISO 10567



\* Indicates that the load is limited by hydraulic lifting capacity rather than tipping load. The above loads are in compliance with hydraulic excavator lift capacity standard ISO 10567:2007. They do not exceed 87% of hydraulic lifting capacity or 75% of tipping load. Weight of all lifting accessories must be deducted from the above lifting capacities. Lifting capacities are based on the machine standing on a firm, uniform supporting surface. The use of a work tool attachment point to handle/lift objects, could affect the machine lift performance.

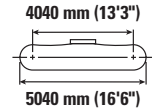
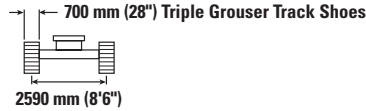
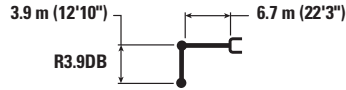
Lift capacity stays with ±5% for all available track shoes.



Always refer to the appropriate Operation and Maintenance Manual for specific product information.

# 340 UHD Hydraulic Excavator Specifications

## Retrofit Boom (bent position) – with Bucket Linkages, without Bucket, Heavy Lift: On

Fixed Gauge Undercarriage



	3000 mm/10'0"		4500 mm/15'0"		6000 mm/20'0"		7500 mm/25'0"		9000 mm/30'0"				mm ft/in			
	kg lb	kg lb	kg lb	kg lb	kg lb	kg lb	kg lb	kg lb	kg lb	kg lb	kg lb	kg lb				
9000 mm 30'0"								*6950	*6950			*6000 *13,300	*6000 *13,300	7720 24'10"		
7500 mm 25'0"							*9050 *19,950	*9050 19,900				*5650 *12,500	*5650 *12,500	8840 28'9"		
6000 mm 20'0"							*9600 *20,900	9050 19,450	*8350 *16,900	6600 14,050		*5550 *12,250	*5550 *12,250	9600 31'4"		
4500 mm 15'0"					*12 050 *26,000	*12 050 *26,000	*10 550 *22,850	8650 18,550	*9650 *21,100	6400 13,700		*5650 *12,400	5200 11,450	10 080 32'11"		
3000 mm 10'0"			*19 100 *41,000	17 200 37,100	*14 150 *30,550	11 300 24,400	*11 700 *25,350	8150 17,500	9500 20,450	6100 13,100		*5850 *12,850	4850 10,650	10 310 33'9"		
1500 mm 5'0"			*22 500 *48,500	15 500 33,500	*16 100 *34,750	10 450 22,500	12 150 26,150	7650 16,450	9200 19,800	5850 12,500		*6250 *13,700	4700 10,300	10 320 33'10"		
0 mm 0'0"			*7600 *17,300	*7600 *17,300	*20 450 *47,500	14 650 31,500	16 400 35,200	9800 21,150	11 700 25,200	7250 15,600		8950 19,250	5600 12,000	*6850 *15,100	4700 10,350	10 110 33'1"
-1500 mm -5'0"			*12 350 *27,850	*12 350 *27,850	*23 800 *52,650	14 300 30,750	16 000 34,350	9500 20,400	11 450 24,600	7000 15,050		8800 18,900	5450 11,700	*7850 *17,350	4950 10,850	9660 31'7"
-3000 mm -10'0"			*17 950 *40,550	*17 950 *40,550	*23 350 *50,550	14 300 30,700	15 850 34,100	9350 20,200	11 350 24,400	6900 14,850				8900 19,650	5500 12,150	8940 29'2"
-4500 mm -15'0"			*25 400	*25 400	*21 050 *45,350	14 550 31,250	16 000 34,450	9500 20,450	11 500 24,750	7050 15,200				10 750 24,000	6650 14,750	7870 25'7"



ISO 10567



\* Indicates that the load is limited by hydraulic lifting capacity rather than tipping load. The above loads are in compliance with hydraulic excavator lift capacity standard ISO 10567:2007. They do not exceed 87% of hydraulic lifting capacity or 75% of tipping load. Weight of all lifting accessories must be deducted from the above lifting capacities. Lifting capacities are based on the machine standing on a firm, uniform supporting surface. The use of a work tool attachment point to handle/lift objects, could affect the machine lift performance.

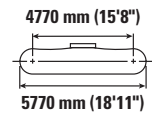
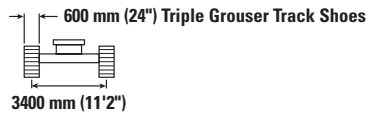
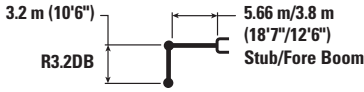
Lift capacity stays with ±5% for all available track shoes.

Always refer to the appropriate Operation and Maintenance Manual for specific product information.

# 340 UHD Hydraulic Excavator Specifications

## Two-Piece Boom – with Bucket Linkages, without Bucket, Heavy Lift: On

Hydraulic Variable Gauge Undercarriage



		3000 mm/10'0"		4500 mm/15'0"		6000 mm/20'0"		7500 mm/25'0"		9000 mm/30'0"		10 500 mm/35'0"		12 000 mm/40'0"		mm ft/in			
12 000 mm 40'0"	kg lb															*7850 *17,600	*7850 *17,600	7370 23'3"	
10 500 mm 35'0"	kg lb							*8050 *17,150	*8050 *17,150	*7250	*7250					*7250 *16,000	*7250 *16,000	9030 29'1"	
9000 mm 30'0"	kg lb							*7850 *16,850	*7850 *16,850	*6700	*6700					*6950 *15,300	*6950 *15,300	10 200 33'1"	
7500 mm 25'0"	kg lb			*15 150 *32,900	*15 150 *32,900	*10 800 *23,300	*10 800 *23,300	*7300 *15,650	*7300 *15,650	*5800 *13,200	*5800 *13,200	*6750 *14,950	*6750 *14,950			*6700 *14,800	*6700 *14,800	11 050 36'0"	
6000 mm 20'0"	kg lb			*14 600 *31,800	*14 600 *31,800	*9500 *20,550	*9500 *20,550	*6500 *14,000	*6500 *14,000	*5750 *12,450	*5750 *12,450	*6400 *14,300	*6400 *14,300			*6500 *14,350	6350 14,100	11 640 38'0"	
4500 mm 15'0"	kg lb			*14 500 *29,350	*14 500 *29,350	*10 600 *22,300	*10 600 *22,300	*7700 *16,500	*7700 *16,500	*6350 *13,750	*6350 *13,750	*6400 *14,250	*6400 *14,250	*6500	5900	*6500 *14,250	5900 13,000	12 010 39'4"	
3000 mm 10'0"	kg lb					*9400 *20,900	*9400 *20,900	*9700 *20,550	*9700 *20,550	*7350 *15,750	*7350 *15,750	*6750 *14,950	*6750 *14,950	*6700	5750	*6600 *14,450	5600 12,350	12 190 39'11"	
1500 mm 5'0"	kg lb					*8400 *18,700	*8400 *18,700	*11 450 *24,750	*11 450 *24,750	10 700 23,050	*8650 *18,500	8400 18,150	*7500 *16,500	6800 14,650	*6950	5600	*6800 *15,000	5500 12,050	12 170 39'11"
0 mm 0'0"	kg lb			*11 000 *23,100	*11 000 *23,100	*8300 *18,200	*8300 *18,200	*12 000 *26,000	10 400 22,450	*9900 *21,500	8150 17,600	*8350 *18,050	6650 14,300			*7050 *15,550	5550 12,150	11 970 39'3"	
-1500 mm -5'0"	kg lb			*9800 *21,400	*9800 *21,400	*13 200 *28,850	*13 200 *28,850	*11 400 *24,800	10 350 22,250	*9550 *20,700	8050 17,350	*8050 *17,300	6550 14,100			*6950 *15,300	5750 12,700	11 570 37'11"	
-3000 mm -10'0"	kg lb	*18 750 *41,300	*18 750 *41,300	*15 550 *33,550	*15 550 *33,550	*12 000 *26,200	*12 000 *26,200	*10 500 *22,750	10 400 22,350	*8850 *19,100	8050 17,350	*7300 *15,550	6600 14,200			*6750 *14,850	6250 13,800	10 960 35'10"	
-4500 mm -15'0"	kg lb			*15 700 *33,950	*15 700 *33,950	*11 200 *24,150	*11 200 *24,150	*9100 *19,600	9100 *19,600	*7650 *16,250	*7650 *16,250					*6350 *13,900	*6350 *13,900	10 070 32'10"	
-6000 mm -20'0"	kg lb			*16 100	*16 100	*11 550 *25,050	*11 550 *25,050									*9100 *21,300	*9100 *21,300	7400 23'0"	



ISO 10567



\* Indicates that the load is limited by hydraulic lifting capacity rather than tipping load. The above loads are in compliance with hydraulic excavator lift capacity standard ISO 10567:2007. They do not exceed 87% of hydraulic lifting capacity or 75% of tipping load. Weight of all lifting accessories must be deducted from the above lifting capacities. Lifting capacities are based on the machine standing on a firm, uniform supporting surface. The use of a work tool attachment point to handle/lift objects, could affect the machine lift performance.

Lift capacity stays with ±5% for all available track shoes.

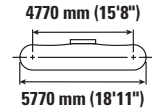
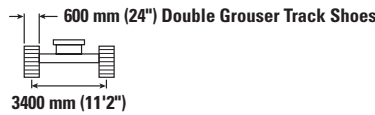
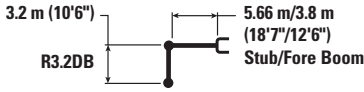
Always refer to the appropriate Operation and Maintenance Manual for specific product information.

VA-cylinder is flexible.

# 340 UHD Hydraulic Excavator Specifications

## Two-Piece Boom – with Bucket Linkages, without Bucket, Heavy Lift: On

Hydraulic Variable Gauge Undercarriage



Boom Length	Unit	3000 mm/10'0"		4500 mm/15'0"		6000 mm/20'0"		7500 mm/25'0"		9000 mm/30'0"		10 500 mm/35'0"		12 000 mm/40'0"		mm ft/in		
		kg	lb	kg	lb	kg	lb	kg	lb	kg	lb	kg	lb	kg	lb			
12 000 mm 40'0"	kg lb															*7850 *17,600	*7850 *17,600	7370 23'3"
10 500 mm 35'0"	kg lb							*8050 *17,150	*8050 *17,150	*7250 *16,000	*7250 *16,000					*7250 *16,000	*7250 *16,000	9030 29'1"
9000 mm 30'0"	kg lb							*7850 *16,850	*7850 *16,850	*6700 *15,100	*6700 *15,100					*6950 *15,300	*6950 *15,300	10 200 33'1"
7500 mm 25'0"	kg lb			*15 150 *32,900	*15 150 *32,900	*10 800 *23,300	*10 800 *23,300	*7300 *15,650	*7300 *15,650	*5800 *13,200	*5800 *13,200	*6750 *14,950	*6750 *14,950			*6700 *14,800	*6700 *14,800	11 050 36'0"
6000 mm 20'0"	kg lb			*14 600 *31,800	*14 600 *31,800	*9500 *20,550	*9500 *20,550	*6500 *14,000	*6500 *14,000	*5750 *12,450	*5750 *12,450	*6400 *14,300	*6400 *14,300			*6500 *14,350	6350 14,100	11 640 38'0"
4500 mm 15'0"	kg lb			*14 500 *29,350	*14 500 *29,350	*10 600 *22,300	*10 600 *22,300	*7700 *16,500	*7700 *16,500	*6350 *13,750	*6350 *13,750	*6400 *14,250	*6400 *14,250	*6500 5900	5900	*6500 *14,250	6500 13,000	5900 12 010 39'4"
3000 mm 10'0"	kg lb					*9400 *20,900	*9400 *20,900	*9700 *20,550	*9700 *20,550	*7350 *15,750	*7350 *15,750	*6750 *14,950	*6750 *14,950	*6700 5750	5750	*6600 *14,450	5600 12,350	12 190 39'11"
1500 mm 5'0"	kg lb					*8400 *18,700	*8400 *18,700	*11 450 *24,750	10 700 23,050	*8650 *18,500	8400 18,150	*7500 *16,500	6800 14,650	*6950 5600	5600	*6800 *15,000	5500 12,050	12 170 39'11"
0 mm 0'0"	kg lb			*11 000 *23,100	*11 000 *23,100	*8300 *18,200	*8300 *18,200	*12 000 *26,000	10 400 22,450	*9900 *21,500	8150 17,600	*8350 *18,050	6650 14,300			*7050 *15,550	5550 12,150	11 970 39'3"
-1500 mm -5'0"	kg lb			*9800 *21,400	*9800 *21,400	*13 200 *28,850	*13 200 *28,850	*11 400 *24,800	10 350 22,250	*9550 *20,700	8050 17,350	*8050 *17,300	6550 14,100			*6950 *15,300	5750 12,700	11 570 37'11"
-3000 mm -10'0"	kg lb	*18 750 *41,300	*18 750 *41,300	*15 550 *33,550	*15 550 *33,550	*12 000 *26,200	*12 000 *26,200	*10 500 *22,750	10 400 22,350	*8850 *19,100	8050 17,350	*7300 *15,550	6600 14,200			*6750 *14,850	6250 13,800	10 960 35'10"
-4500 mm -15'0"	kg lb			*15 700 *54,350	*15 700 *54,350	*11 200 *33,950	*11 200 *33,950	*9100 *24,150	*9100 *24,150	*7650 *19,600	*7650 *19,600					*6350 *13,900	*6350 *13,900	10 070 32'10"
-6000 mm -20'0"	kg lb			*16 100 *25,050	*16 100 *25,050											*9100 *21,300	*9100 *21,300	7400 23'0"



ISO 10567



\* Indicates that the load is limited by hydraulic lifting capacity rather than tipping load. The above loads are in compliance with hydraulic excavator lift capacity standard ISO 10567:2007. They do not exceed 87% of hydraulic lifting capacity or 75% of tipping load. Weight of all lifting accessories must be deducted from the above lifting capacities. Lifting capacities are based on the machine standing on a firm, uniform supporting surface. The use of a work tool attachment point to handle/lift objects, could affect the machine lift performance.

Lift capacity stays with ±5% for all available track shoes.

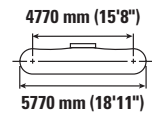
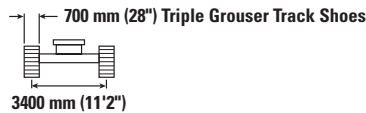
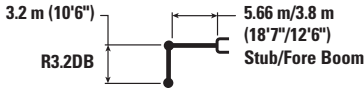
Always refer to the appropriate Operation and Maintenance Manual for specific product information.

VA-cylinder is flexible.

# 340 UHD Hydraulic Excavator Specifications

## Two-Piece Boom – with Bucket Linkages, without Bucket, Heavy Lift: On

Hydraulic Variable Gauge Undercarriage



		3000 mm/10'0"		4500 mm/15'0"		6000 mm/20'0"		7500 mm/25'0"		9000 mm/30'0"		10 500 mm/35'0"		12 000 mm/40'0"				mm ft/in			
12 000 mm 40'0"	kg lb																	*7850 *17,600	*7850 *17,600	7370 23'3"	
10 500 mm 35'0"	kg lb							*8050 *17,150	*8050 *17,150	*7250 *16,000	*7250 *16,000							*7250 *16,000	*7250 *16,000	9030 29'1"	
9000 mm 30'0"	kg lb							*7850 *16,850	*7850 *16,850	*6700 *15,100	*6700 *15,100							*6950 *15,300	*6950 *15,300	10 200 33'1"	
7500 mm 25'0"	kg lb			*15 150 *32,900	*15 150 *32,900	*10 800 *23,300	*10 800 *23,300	*7300 *15,650	*7300 *15,650	*5800 *13,200	*5800 *13,200	*6750 *14,950	*6750 *14,950					*6700 *14,800	*6700 *14,800	11 050 36'0"	
6000 mm 20'0"	kg lb			*14 600 *31,800	*14 600 *31,800	*9500 *20,550	*9500 *20,550	*6500 *14,000	*6500 *14,000	*5750 *12,450	*5750 *12,450	*6400 *14,300	*6400 *14,300					*6500 *14,350	6450 14,250	11 640 38'0"	
4500 mm 15'0"	kg lb			*14 500 *29,350	*14 500 *29,350	*10 600 *22,300	*10 600 *22,300	*7700 *16,500	*7700 *16,500	*6350 *13,750	*6350 *13,750	*6400 *14,250	*6400 *14,250	*6500 *14,250	5950			*6500 *14,250	5950 13,150	12 010 39'4"	
3000 mm 10'0"	kg lb					*9400 *20,900	*9400 *20,900	*9700 *20,550	*9700 *20,550	*7350 *15,750	*7350 *15,750	*6750 *14,950	*6750 *14,950	*6700 *14,950	5800			*6600 *14,450	5650 12,500	12 190 39'11"	
1500 mm 5'0"	kg lb					*8400 *18,700	*8400 *18,700	*11 450 *24,750	10 800 23,350	*8650 *18,500	8500 18,350	*7500 *16,500	6900 14,850	*6950 *16,500	5700			*6800 *15,000	5550 12,200	12 170 39'11"	
0 mm 0'0"	kg lb			*11 000 *23,100	*11 000 *23,100	*8300 *18,200	*8300 *18,200	*12 000 *26,000	10 550 22,700	*9900 *21,500	8250 17,800	*8350 *18,050	6700 14,450					*7050 *15,550	5600 12,350	11 970 39'3"	
-1500 mm -5'0"	kg lb			*9800 *21,400	*9800 *21,400	*13 200 *28,850	*13 200 *28,850	*11 400 *24,800	10 450 22,500	*9550 *20,700	8150 17,550	*8050 *17,300	6650 14,300					*6950 *15,300	5850 12,850	11 570 37'11"	
-3000 mm -10'0"	kg lb	*18 750 *41,300	*18 750 *41,300	*15 550 *33,550	*15 550 *33,550	*12 000 *26,200	*12 000 *26,200	*10 500 *22,750	*10 500 *22,650	*8850 *19,100	8150 17,600	*7300 *15,550	6650 14,400					*6750 *14,850	6350 13,950	10 960 35'10"	
-4500 mm -15'0"	kg lb			*15 700 *33,950	*15 700 *33,950	*11 200 *24,150	*11 200 *24,150	*9100 *19,600	*9100 *19,600	*7650 *16,250	*7650 *16,250							*6350 *13,900	*6350 *13,900	10 070 32'10"	
-6000 mm -20'0"	kg lb			*16 100 *35,500	*16 100 *35,500	*11 550 *25,050	*11 550 *25,050												*9100 *21,300	*9100 *21,300	7400 23'0"



ISO 10567



\* Indicates that the load is limited by hydraulic lifting capacity rather than tipping load. The above loads are in compliance with hydraulic excavator lift capacity standard ISO 10567:2007. They do not exceed 87% of hydraulic lifting capacity or 75% of tipping load. Weight of all lifting accessories must be deducted from the above lifting capacities. Lifting capacities are based on the machine standing on a firm, uniform supporting surface. The use of a work tool attachment point to handle/lift objects, could affect the machine lift performance.

Lift capacity stays with ±5% for all available track shoes.

Always refer to the appropriate Operation and Maintenance Manual for specific product information.

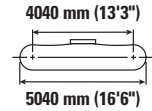
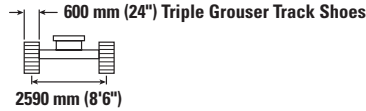
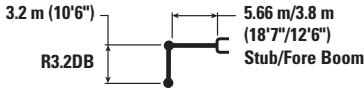
VA-cylinder is flexible.



# 340 UHD Hydraulic Excavator Specifications

## Two-Piece Boom – with Bucket Linkages, without Bucket, Heavy Lift: On

Fixed Gauge Undercarriage



Boom Length	Unit	3000 mm/10'0"		4500 mm/15'0"		6000 mm/20'0"		7500 mm/25'0"		9000 mm/30'0"		10 500 mm/35'0"		12 000 mm/40'0"		mm ft/in			
		kg	lb	kg	lb	kg	lb	kg	lb	kg	lb	kg	lb	kg	lb	kg	lb	mm	ft/in
12 000 mm 40'0"	kg																*8000	*8000	7130
	lb																*17,900	*17,900	22'5"
10 500 mm 35'0"	kg							*8050	*8050								*7300	6500	8870
	lb							*17,100	*17,100								*16,150	14,800	28'6"
9000 mm 30'0"	kg							*7900	*7900	*6800	6300						*6950	4950	10 080
	lb							*17,000	*17,000	*15,400	13,500						*15,350	11,100	32'8"
7500 mm 25'0"	kg			*15 200	*15 200	*10 850	*10 850	*7400	*7400	*5900	*5900	*6750	4450				6650	4050	10 960
	lb			*33,100	*33,100	*23,450	*23,450	*15,800	*15,800	*13,350	13,000	*15,000	9,500				*14,850	9,000	35'9"
6000 mm 20'0"	kg			*14 650	*14 650	*9600	*9600	*6400	*6400	*5700	5650	*6450	4250				5900	3450	11 580
	lb			*31,900	*31,900	*21,000	*21,000	*13,800	*13,800	*12,350	12,150	*14,350	9,150				13,050	7,650	37'10"
4500 mm 15'0"	kg			*13 700	*13 700	*10 150	8800	*7550	6750	*6300	5200	*6400	4000				5400	3050	11 980
	lb			*28,050	*28,050	*21,400	18,900	*16,150	14,600	*13,550	11,150	*14,200	8,550				11,850	6,750	39'2"
3000 mm 10'0"	kg					*9400	7900	*9400	5950	*7200	4700	6500	3700	5200	2900		5100	2850	12 170
	lb					*21,050	16,950	*20,000	12,950	*15,450	10,150	13,950	7,950				11,200	6,200	39'11"
1500 mm 5'0"	kg					*8300	7300	9900	5450	7750	4350	6200	3450	5050	2800		4950	2700	12 180
	lb					*18,600	15,600	21,400	11,800	16,700	9,350	13,350	7,450				10,850	5,900	39'11"
0 mm 0'0"	kg			*11 500	*11 500	*8250	7050	9600	5200	7450	4100	6000	3300	4950	2700		4950	2700	12 010
	lb			*24,200	*24,200	*18,400	15,100	20,700	11,150	16,100	8,800	12,950	7,050				10,900	5,900	39'4"
-1500 mm -5'0"	kg			*9300	*9300	*12 650	7050	9500	5100	7350	3950	5900	3200				5150	2800	11 630
	lb			*19,850	*19,850	28,900	15,150	20,450	10,950	15,800	8,500	12,750	6,850				11,350	6,100	38'1"
-3000 mm -10'0"	kg	*18 300	*18 300	*15 350	11 500	*12 150	7200	9550	5100	7350	3950	5950	3200				5550	3050	11 040
	lb	*40,300	*40,300	*33,550	24,700	*26,550	15,450	20,550	11,000	15,800	8,500	12,800	6,900				12,300	6,650	36'1"
-4500 mm -15'0"	kg	*23 900	*23 900	*15 600	11 750	*11 150	7400	*9300	5300	7450	4100						6350	3500	10 190
	lb	*53,300	52,800	*33,750	25,250	*24,150	15,900	*20,050	11,350	16,100	8,800						*14,050	7,750	33'3"
-6000 mm -20'0"	kg			*16 050	12 300	*11 450	7750	*8850	5600								*8350	5200	7930
	lb			*34,750	26,500	*24,850	16,750	*19,300	12,150								*19,200	12,100	25'0"



ISO 10567



\* Indicates that the load is limited by hydraulic lifting capacity rather than tipping load. The above loads are in compliance with hydraulic excavator lift capacity standard ISO 10567:2007. They do not exceed 87% of hydraulic lifting capacity or 75% of tipping load. Weight of all lifting accessories must be deducted from the above lifting capacities. Lifting capacities are based on the machine standing on a firm, uniform supporting surface. The use of a work tool attachment point to handle/lift objects, could affect the machine lift performance.

Lift capacity stays with ±5% for all available track shoes.

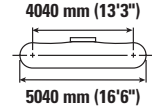
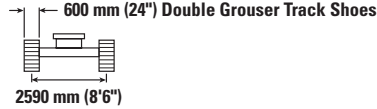
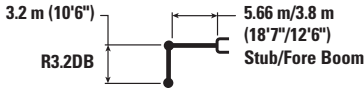
Always refer to the appropriate Operation and Maintenance Manual for specific product information.

VA-cylinder is flexible.

# 340 UHD Hydraulic Excavator Specifications

## Two-Piece Boom – with Bucket Linkages, without Bucket, Heavy Lift: On

Fixed Gauge Undercarriage



Boom Length	Unit	3000 mm/10'0"		4500 mm/15'0"		6000 mm/20'0"		7500 mm/25'0"		9000 mm/30'0"		10 500 mm/35'0"		12 000 mm/40'0"		mm ft/in		
		kg	lb	kg	lb	kg	lb	kg	lb	kg	lb	kg	lb	kg	lb	kg	lb	
12 000 mm 40'0"	kg lb															*8000 *17,900	*8000 *17,900	7130 22'5"
10 500 mm 35'0"	kg lb							*8050 *17,100	*8050 *17,100							*7300 *16,150	6500 14,850	8870 28'6"
9000 mm 30'0"	kg lb							*7900 *17,000	*7900 *17,000	*6800 *15,400	6350 13,500					*6950 *15,350	4950 11,150	10 080 32'8"
7500 mm 25'0"	kg lb			*15 200 *33,100	*15 200 *33,100	*10 850 *23,450	*10 850 *23,450	*7400 *15,800	*7400 *15,800	*5900 *13,350	*5900 *13,050	4500 9,500				6700 *14,850	4050 9,000	10 960 35'9"
6000 mm 20'0"	kg lb			*14 650 *31,900	*14 650 *31,900	*9600 *21,000	*9600 *21,000	*6400 *13,800	*6400 *13,800	*5700 *12,350	5650 12,200	*6450 *14,350	4300 9,150			5900 13,050	3450 7,650	11 580 37'10"
4500 mm 15'0"	kg lb			*13 700 *28,050	*13 700 *28,050	*10 150 *21,400	8800 18,950	*7550 *16,150	6750 14,600	*6300 *13,550	5200 11,200	*6400 *14,200	4000 8,600			5400 11,900	3100 6,800	11 980 39'2"
3000 mm 10'0"	kg lb					*9400 *21,050	7900 17,000	*9400 *20,000	6000 13,000	*7200 *15,450	4750 10,200	6500 13,950	3750 8,000	5200 2900		5100 11,200	2850 6,250	12 170 39'11"
1500 mm 5'0"	kg lb					*8300 *18,600	7300 15,650	9950 21,450	5450 11,800	7750 16,750	4350 9,350	6250 13,400	3500 7,450	5100 2800		4950 10,900	2700 5,950	12 180 39'11"
0 mm 0'0"	kg lb			*11 500 *24,200	*11 500 *24,200	*8250 *18,400	7050 15,150	9650 20,750	5200 11,200	7500 16,150	4100 8,800	6050 13,000	3300 7,100	5000 2700		5000 10,950	2700 5,900	12 010 39'4"
-1500 mm -5'0"	kg lb			*9300 *19,850	*9300 *19,850	*12 650 29,000	7100 15,200	9550 20,500	5100 10,950	7350 15,850	3950 8,550	5950 12,800	3200 6,900			5150 11,400	2800 6,100	11 630 38'1"
-3000 mm -10'0"	kg lb	*18 300 *40,300	*18 300 *40,300	*15 350 *33,550	11 550 24,750	*12 150 *26,550	7200 15,500	9600 20,600	5150 11,050	7350 15,850	3950 8,550	5950 12,850	3250 6,950			5600 12,350	3050 6,700	11 040 36'1"
-4500 mm -15'0"	kg lb	*23 900 *53,300	*23 900 *52,950	*15 600 *33,750	11 800 25,350	*11 150 *24,150	7400 15,950	*9300 *20,050	5300 11,400	7500 16,150	4100 8,850					6350 *14,050	3500 7,800	10 190 33'3"
-6000 mm -20'0"	kg lb			*16 050 *34,750	12 350 26,600	*11 450 *24,850	7800 16,800	*8850 *19,300	5600 12,200							*8350 *19,200	5200 12,150	7930 25'0"



ISO 10567



\* Indicates that the load is limited by hydraulic lifting capacity rather than tipping load. The above loads are in compliance with hydraulic excavator lift capacity standard ISO 10567:2007. They do not exceed 87% of hydraulic lifting capacity or 75% of tipping load. Weight of all lifting accessories must be deducted from the above lifting capacities. Lifting capacities are based on the machine standing on a firm, uniform supporting surface. The use of a work tool attachment point to handle/lift objects, could affect the machine lift performance.

Lift capacity stays with ±5% for all available track shoes.

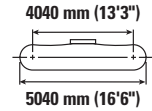
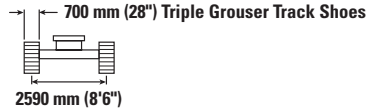
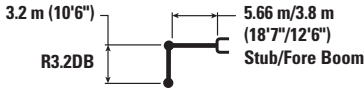
Always refer to the appropriate Operation and Maintenance Manual for specific product information.

VA-cylinder is flexible.

# 340 UHD Hydraulic Excavator Specifications

## Two-Piece Boom – with Bucket Linkages, without Bucket, Heavy Lift: On

Fixed Gauge Undercarriage



Boom Length	Unit	3000 mm/10'0"		4500 mm/15'0"		6000 mm/20'0"		7500 mm/25'0"		9000 mm/30'0"		10 500 mm/35'0"		12 000 mm/40'0"		mm ft/in			
		kg	lb	kg	lb	kg	lb	kg	lb	kg	lb	kg	lb	kg	lb	kg	lb	mm	ft/in
12 000 mm 40'0"	kg																*8000	*8000	7130
	lb																*17,900	*17,900	22'5"
10 500 mm 35'0"	kg							*8050	*8050								*7300	6450	8870
	lb							*17,100	*17,100								*16,150	14,700	28'6"
9000 mm 30'0"	kg							*7900	*7900	*6800	6300						*6950	4900	10 080
	lb							*17,000	*17,000	*15,400	13,400						*15,350	11,050	32'8"
7500 mm 25'0"	kg			*15 200	*15 200	*10 850	*10 850	*7400	*7400	*5900	*5900	*6750	4450				6600	4000	10 960
	lb			*33,100	*33,100	*23,450	*23,450	*15,800	*15,800	*13,350	12,950	*15,000	9,400				14,750	8,900	35'9"
6000 mm 20'0"	kg			*14 650	*14 650	*9600	*9600	*6400	*6400	*5700	5600	*6450	4250				5850	3400	11 580
	lb			*31,900	*31,900	*21,000	*21,000	*13,800	*13,800	*12,350	12,100	*14,350	9,050				12,900	7,550	37'10"
4500 mm 15'0"	kg			*13 700	*13 700	*10 150	8700	*7550	6700	*6300	5150	*6400	3950				5350	3050	11 980
	lb			*28,050	*28,050	*21,400	18,750	*16,150	14,450	*13,550	11,050	*14,200	8,500				11,750	6,700	39'2"
3000 mm 10'0"	kg					*9400	7800	*9400	5900	*7200	4650	6450	3700	5150	2900		5050	2800	12 170
	lb					*21,050	16,800	*20,000	12,850	*15,450	10,050	13,800	7,900				11,100	6,150	39'11"
1500 mm 5'0"	kg					*8300	7200	9850	5400	7700	4300	6150	3450	5000	2750		4900	2650	12 180
	lb					*18,600	15,450	21,200	11,650	16,550	9,250	13,250	7,350				10,750	5,850	39'11"
0 mm 0'0"	kg			*11 500	11 450	*8250	6950	9550	5150	7400	4050	5950	3250	4900	2650		4900	2650	12 010
	lb			*24,200	*24,200	*18,400	14,950	20,550	11,050	15,950	8,700	12,850	7,000				10,800	5,800	39'4"
-1500 mm -5'0"	kg			*9300	*9300	*12 650	7000	9450	5050	7250	3900	5850	3150				5100	2750	11 630
	lb			*19,850	*19,850	28,650	15,000	20,300	10,800	15,650	8,400	12,600	6,800				11,250	6,050	38'1"
-3000 mm -10'0"	kg	*18 300	*18 300	*15 350	11 400	*12 150	7100	9450	5050	7250	3900	5900	3200				5500	3000	11 040
	lb	*40,300	*40,300	*33,550	24,450	*26,550	15,300	20,350	10,900	15,650	8,400	12,700	6,850				12,200	6,600	36'1"
-4500 mm -15'0"	kg	*23 900	*23 900	*15 600	11 650	*11 150	7300	*9300	5200	7400	4050						6300	3450	10 190
	lb	*53,300	52,350	*33,750	25,050	*24,150	15,750	*20,050	11,250	15,950	8,700						13,950	7,700	33'3"
-6000 mm -20'0"	kg			*16 050	12 200	*11 450	7700	*8850	5550								*8350	5150	7930
	lb			*34,750	26,300	*24,850	16,600	*19,300	12,050								*19,200	12,000	25'0"



ISO 10567



\* Indicates that the load is limited by hydraulic lifting capacity rather than tipping load. The above loads are in compliance with hydraulic excavator lift capacity standard ISO 10567:2007. They do not exceed 87% of hydraulic lifting capacity or 75% of tipping load. Weight of all lifting accessories must be deducted from the above lifting capacities. Lifting capacities are based on the machine standing on a firm, uniform supporting surface. The use of a work tool attachment point to handle/lift objects, could affect the machine lift performance.

Lift capacity stays with ±5% for all available track shoes.

Always refer to the appropriate Operation and Maintenance Manual for specific product information.

VA-cylinder is flexible.

# 340 UHD Hydraulic Excavator Specifications

## Attachments Offering Guide

Not all attachments are available in all regions. Consult your Cat® dealer for configurations available in your region.

Match

No Match

\* Working range front only

### PIN-ON ATTACHMENTS

Undercarriage		Fixed Gauge					
Boom Type		Retrofit (Straight Position)			Retrofit (Bent Position)		
Stick Length		R2.80 m (9'2")	R3.20 m (10'6")	R3.90 m (12'10")	R2.80 m (9'2")	R3.20 m (10'6")	R3.90 m (12'10")
Hydraulic Hammers	H140 GC S	✓	✓	✓	✓	✓	✓
	H140 S	✓	✓	✓	✓	✓	✓
	H160 S	✓	✓	✓	✓	✓	✓
Multi-Processors	MP332 Concrete Cutter Jaw	✓	✓	✓*	✓	✓	✓
	MP332 Demolition Jaw	✓	✓	✓*	✓	✓	✓
	MP332 Pulverizer Jaw	✓	✓	✓*	✓	✓	✓
	MP332 Shear Jaw	✓	✓	✓*	✓	✓	✓
	MP332 Tank Shear Jaw	✓	✓*		✓	✓	✓
	MP332 Universal Jaw	✓	✓	✓*	✓	✓	✓
Demolition and Sorting Grapples	G332	✓	✓	✓	✓	✓	✓
	G345	✓	✓		✓	✓	✓
Mobile Scrap and Demolition Shears	S3035	✓	✓	✓	✓	✓	✓
	S3035 Flat Top	✓	✓	✓	✓	✓	✓
Pulverizers	P235				✓	✓	✓
Crushers	P335	✓	✓*		✓	✓	✓
Compactors (Vibratory Plate)	CVP110	✓	✓	✓	✓	✓	✓

(continued on next page)

# 340 UHD Hydraulic Excavator Specifications

## Attachments Offering Guide (continued)

Not all attachments are available in all regions. Consult your Cat dealer for configurations available in your region.

Match                       No Match                       \* Working range front only

### PIN-ON ATTACHMENTS

Undercarriage	Boom Type	Fixed Gauge		Hydraulic Variable Gauge		
		UHD	Two-Piece Retrofit	Retrofit (Straight Position)		
Stick Length		22 m (72'2")	R3.2DB (10'6')	R2.80 m (9'2")	R3.20 m (10'6")	R3.90 m (12'10")
Hydraulic Hammers	H140 GC S			✓	✓	✓
	H140 S			✓	✓	✓
	H160 S			✓	✓	✓
Multi-Processors	MP318 Concrete Cutter Jaw	✓	✓			
	MP318 Demolition Jaw	✓	✓			
	MP318 Pulverizer Jaw	✓	✓			
	MP318 Shear Jaw	✓	✓			
	MP318 Universal Jaw	✓	✓			
	MP324 Concrete Cutter Jaw	✓	✓			
	MP324 Demolition Jaw	✓	✓			
	MP324 Pulverizer Jaw	✓	✓			
	MP324 Shear Jaw	✓	✓			
	MP324 Tank Shear Jaw	✓	✓			
	MP324 Universal Jaw	✓	✓			
	MP332 Concrete Cutter Jaw	✓*	✓*	✓	✓	✓
	MP332 Demolition Jaw	✓*	✓*	✓	✓	✓
	MP332 Pulverizer Jaw	✓*	✓*	✓	✓	✓
	MP332 Shear Jaw	✓*	✓*	✓	✓	✓
MP332 Tank Shear Jaw			✓	✓	✓	
MP332 Universal Jaw	✓*	✓*	✓	✓	✓	
Demolition and Sorting Grapples	G324	✓	✓			
	G332	✓	✓	✓	✓	✓
	G345			✓	✓	✓
Mobile Scrap and Demolition Shears	S3025	✓	✓			
	S3035	✓	✓	✓	✓	✓
	S3035 Flat Top			✓	✓	✓
Crushers	P315	✓	✓			
	P325	✓	✓			
	P335			✓	✓	✓
Compactors (Vibratory Plate)	CVP110			✓	✓	✓

(continued on next page)

# 340 UHD Hydraulic Excavator Specifications

## Attachments Offering Guide (continued)

Not all attachments are available in all regions. Consult your Cat dealer for configurations available in your region.

Match

No Match

### PIN-ON ATTACHMENTS

Undercarriage		Hydraulic Variable Gauge					
Boom Type		Retrofit (Bent Position)			UHD		Two-Piece Retrofit
		R2.80 m (9'2")	R3.20 m (10'6")	R3.90 m (12'10")	22 m (72'2")	25 m (82'0")	R3.2DB (10'6")
Stick Length							
Hydraulic Hammers	H140 GC S	✓	✓	✓			
	H140 S	✓	✓	✓			
	H160 S	✓	✓	✓			
Multi-Processors	MP318 Concrete Cutter Jaw				✓	✓	✓
	MP318 Demolition Jaw				✓	✓	✓
	MP318 Pulverizer Jaw				✓	✓	✓
	MP318 Shear Jaw				✓	✓	✓
	MP318 Universal Jaw				✓	✓	✓
	MP324 Concrete Cutter Jaw				✓	✓	✓
	MP324 Demolition Jaw				✓	✓	✓
	MP324 Pulverizer Jaw				✓	✓	✓
	MP324 Shear Jaw				✓	✓	✓
	MP324 Tank Shear Jaw				✓	✓	✓
	MP324 Universal Jaw				✓	✓	✓
	MP332 Concrete Cutter Jaw	✓	✓	✓	✓		
	MP332 Demolition Jaw	✓	✓	✓	✓		
	MP332 Pulverizer Jaw	✓	✓	✓	✓		
	MP332 Shear Jaw	✓	✓	✓	✓		
	MP332 Tank Shear Jaw	✓	✓	✓			
MP332 Universal Jaw	✓	✓	✓	✓			
Demolition and Sorting Grapples	G324				✓	✓	✓
	G332	✓	✓	✓	✓	✓	✓
	G345	✓	✓	✓			
Mobile Scrap and Demolition Shears	S3025				✓	✓	✓
	S3035	✓	✓	✓	✓	✓	✓
	S3035 Flat Top	✓	✓	✓			
Pulverizers	P235	✓	✓	✓			
Crushers	P315				✓	✓	✓
	P325				✓	✓	✓
	P335	✓	✓	✓			
Compactors (Vibratory Plate)	CVP110	✓	✓	✓			

# 340 UHD Hydraulic Excavator Specifications

## Attachments Offering Guide

Not all attachments are available in all regions. Consult your Cat dealer for configurations available in your region.

Match

No Match

\* Working range front only

### CAT PIN GRABBER COUPLER ATTACHMENTS

Undercarriage		Fixed Gauge					
Boom Type		Retrofit (Straight Position)			Retrofit (Bent Position)		
Stick Length		R2.80 m (9'2")	R3.20 m (10'6")	R3.90 m (12'10")	R2.80 m (9'2")	R3.20 m (10'6")	R3.90 m (12'10")
Hydraulic Hammers	H140 GC S	✓	✓		✓	✓	✓
	H140 S	✓	✓	✓	✓	✓	✓
	H160 S				✓	✓	✓
Multi-Processors	MP332 Concrete Cutter Jaw	✓*			✓	✓	✓
	MP332 Demolition Jaw				✓	✓	✓*
	MP332 Pulverizer Jaw				✓	✓	✓*
	MP332 Shear Jaw	✓*	✓*		✓	✓	✓
	MP332 Universal Jaw				✓	✓	✓*
	MP332 Tank Shear Jaw				✓	✓	
Demolition and Sorting Grapples	G332	✓	✓*		✓	✓	✓
	G345				✓	✓	
Mobile Scrap and Demolition Shears	S3050	✓	✓*		✓	✓	✓
	S3050 Flat Top		✓*		✓	✓	✓
Pulverizers	P235				✓	✓	
Crushers	P335				✓	✓	
Compactors (Vibratory Plate)	CVP110	✓	✓	✓	✓	✓	✓

(continued on next page)

# 340 UHD Hydraulic Excavator Specifications

## Attachments Offering Guide *(continued)*

Not all attachments are available in all regions. Consult your Cat dealer for configurations available in your region.

Match

No Match

### CAT PIN GRABBER COUPLER ATTACHMENTS

Undercarriage		Hydraulic Variable Gauge					
Boom Type		Retrofit (Straight Position)			Retrofit (Bent Position)		
Stick Length		R2.80 m (9'2")	R3.20 m (10'6")	R3.90 m (12'10")	R2.80 m (9'2")	R3.20 m (10'6")	R3.90 m (12'10")
Hydraulic Hammers	H140 GC S	✓	✓	✓	✓	✓	✓
	H140 S	✓	✓	✓	✓	✓	✓
	H160 S				✓	✓	✓
Multi-Processors	MP332 Concrete Cutter Jaw	✓	✓	✓	✓	✓	✓
	MP332 Demolition Jaw		✓	✓	✓	✓	✓
	MP332 Pulverizer Jaw		✓		✓	✓	✓
	MP332 Shear Jaw	✓	✓	✓	✓	✓	✓
	MP332 Universal Jaw		✓		✓	✓	✓
	MP332 Tank Shear Jaw				✓	✓	
Demolition and Sorting Grapples	G332	✓	✓	✓	✓	✓	✓
	G345				✓	✓	
Mobile Scrap and Demolition Shears	S3050	✓	✓	✓	✓	✓	✓
	S3050 Flat Top		✓	✓	✓	✓	✓
Pulverizers	P235				✓	✓	
Crushers	P335				✓	✓	
Compactors (Vibratory Plate)	CVP110	✓	✓	✓	✓	✓	✓



# 340 UHD Hydraulic Excavator Specifications

## Attachments Offering Guide

Not all attachments are available in all regions. Consult your Cat dealer for configurations available in your region.

Match

No Match

\* Working range front only

### CW-40 DEDICATED COUPLER ATTACHMENTS

Undercarriage	Boom Type	Stick Length	Fixed Gauge		Hydraulic Variable Gauge		
			UHD	Two-Piece Retrofit	UHD		Two-Piece Retrofit
			22 m (72'2")	R3.2DB (10'6')	22 m (72'2")	25 m (82'0")	R3.2DB (10'6')
Multi-Processors	MP318 Concrete Cutter Jaw		✓	✓	✓	✓	✓
	MP318 Demolition Jaw		✓	✓	✓	✓	✓
	MP318 Pulverizer Jaw		✓	✓	✓	✓	✓
	MP318 Shear Jaw		✓	✓	✓	✓	✓
	MP318 Universal Jaw		✓	✓	✓	✓	✓
	MP324 Concrete Cutter Jaw		✓	✓	✓	✓*	✓*
	MP324 Demolition Jaw		✓	✓	✓	✓*	✓*
	MP324 Pulverizer Jaw		✓	✓	✓	✓*	✓*
	MP324 Shear Jaw		✓	✓	✓	✓*	✓*
	MP324 Tank Shear Jaw		✓	✓	✓	✓*	✓*
	MP324 Universal Jaw		✓	✓	✓	✓*	✓*
Demolition and Sorting Grapples	G324		✓	✓	✓	✓	✓
	G332		✓	✓	✓		
Mobile Scrap and Demolition Shears	S3025		✓	✓	✓	✓	✓
	S3025 Flat Top		✓	✓	✓	✓	✓
	S3035		✓	✓	✓		
	S3035 Flat Top		✓	✓	✓		
Crushers	P315		✓	✓	✓	✓	✓
	P325		✓	✓	✓	✓	✓

# 340 UHD Hydraulic Excavator Specifications

## Attachments Offering Guide

Not all attachments are available in all regions. Consult your Cat dealer for configurations available in your region.

Match

No Match

\* Working range front only

### CW-45S DEDICATED COUPLER ATTACHMENTS

Undercarriage		Fixed Gauge					
Boom Type		Retrofit (Straight Position)			Retrofit (Bent Position)		
Stick Length		R2.80 m (9'2")	R3.20 m (10'6")	R3.90 m (12'10")	R2.80 m (9'2")	R3.20 m (10'6")	R3.90 m (12'10")
Hydraulic Hammers	H140 GC S				✓	✓	✓
	H140 S	✓	✓	✓	✓	✓	✓
	H160 S				✓	✓	✓
Multi-Processors	MP332 Concrete Cutter Jaw	✓	✓*		✓	✓	✓
	MP332 Demolition Jaw	✓*	✓*		✓	✓	✓
	MP332 Pulverizer Jaw	✓*	✓*		✓	✓	✓
	MP332 Shear Jaw	✓	✓*		✓	✓	✓
	MP332 Tank Shear Jaw				✓	✓	
	MP332 Universal Jaw	✓*	✓*		✓	✓	✓
Demolition and Sorting Grapples	G332	✓	✓	✓*	✓	✓	✓
	G345	✓*			✓	✓	✓*
Mobile Scrap and Demolition Shears	S3035				✓	✓	✓
	S3035 Flat Top	✓	✓*		✓	✓	✓
Pulverizers	P235				✓	✓	
	P335				✓	✓	✓*
Compactors (Vibratory Plate)	CVP110	✓	✓	✓	✓	✓	✓

(continued on next page)

# 340 UHD Hydraulic Excavator Specifications

## Attachments Offering Guide (continued)

Not all attachments are available in all regions. Consult your Cat dealer for configurations available in your region.

Match

No Match

\* Working range front only

### CW-45S DEDICATED COUPLER ATTACHMENTS

Undercarriage		Fixed Gauge		Hydraulic Variable Gauge		
Boom Type		UHD	Two-Piece Retrofit	Retrofit (Straight Position)		
		22 m (72'2")	R3.2DB (10'6')	R2.80 m (9'2")	R3.20 m (10'6")	R3.90 m (12'10")
Stick Length						
Hydraulic Hammers	H140 S			✓	✓	✓
Multi-Processors	MP318 Concrete Cutter Jaw	✓	✓			
	MP318 Demolition Jaw	✓	✓			
	MP318 Pulverizer Jaw	✓	✓			
	MP318 Shear Jaw	✓	✓			
	MP318 Universal Jaw	✓	✓			
	MP324 Concrete Cutter Jaw	✓*	✓*			
	MP324 Demolition Jaw	✓*	✓*			
	MP324 Pulverizer Jaw	✓*	✓*			
	MP324 Shear Jaw	✓*	✓*			
	MP324 Tank Shear Jaw	✓*	✓*			
	MP324 Universal Jaw	✓*	✓*			
	MP332 Concrete Cutter Jaw			✓	✓	✓
	MP332 Demolition Jaw			✓	✓	✓
	MP332 Pulverizer Jaw			✓	✓	✓
	MP332 Shear Jaw			✓	✓	✓
MP332 Tank Shear Jaw				✓		
MP332 Universal Jaw			✓	✓	✓	
Demolition and Sorting Grapples	G324	✓*	✓*			
	G332			✓	✓	✓
	G345			✓	✓	✓
Mobile Scrap and Demolition Shears	S3025	✓	✓			
	S3035	✓*	✓*			
	S3035 Flat Top			✓	✓	✓
Crushers	P315	✓	✓			
	P325	✓*	✓*			
	P335				✓	
Compactors (Vibratory Plate)	CVP110			✓	✓	✓

(continued on next page)

# 340 UHD Hydraulic Excavator Specifications

## Attachments Offering Guide (continued)

Not all attachments are available in all regions. Consult your Cat dealer for configurations available in your region.

Match

No Match

### CW-45S DEDICATED COUPLER ATTACHMENTS

Undercarriage		Hydraulic Variable Gauge					
Boom Type		Retrofit (Bent Position)			UHD		Two-Piece Retrofit
		R2.80 m (9'2")	R3.20 m (10'6")	R3.90 m (12'10")	22 m (72'2")	25 m (82'0")	R3.2DB (10'6")
Stick Length							
Hydraulic Hammers	H140 GC S	✓	✓	✓			
	H140 S	✓	✓	✓			
	H160 S	✓	✓	✓			
Multi-Processors	MP318 Concrete Cutter Jaw				✓	✓	✓
	MP318 Demolition Jaw				✓	✓	✓
	MP318 Pulverizer Jaw				✓	✓	✓
	MP318 Shear Jaw				✓	✓	✓
	MP318 Universal Jaw				✓	✓	✓
	MP324 Concrete Cutter Jaw				✓	✓	✓
	MP324 Demolition Jaw				✓	✓	✓
	MP324 Pulverizer Jaw				✓	✓	✓
	MP324 Shear Jaw				✓	✓	✓
	MP324 Tank Shear Jaw				✓	✓	✓
	MP324 Universal Jaw				✓	✓	✓
	MP332 Concrete Cutter Jaw	✓	✓	✓			
	MP332 Demolition Jaw	✓	✓	✓			
	MP332 Pulverizer Jaw	✓	✓	✓			
	MP332 Shear Jaw	✓	✓	✓			
MP332 Tank Shear Jaw	✓	✓					
MP332 Universal Jaw	✓	✓	✓				
Demolition and Sorting Grapples	G324				✓	✓	✓
	G332	✓	✓	✓			
	G345	✓	✓	✓			
Mobile Scrap and Demolition Shears	S3025				✓	✓	✓
	S3035	✓	✓	✓	✓		
	S3035 Flat Top	✓	✓	✓			
Pulverizers	P235	✓	✓				
Crushers	P315				✓	✓	✓
	P325				✓	✓	✓
	P335	✓	✓	✓			
Compactors (Vibratory Plate)	CVP110	✓	✓	✓			

# 340 UHD Hydraulic Excavator Specifications

## Attachments Offering Guide

Not all attachments are available in all regions. Consult your Cat dealer for configurations available in your region.

Match

No Match

\* Working range front only

### CW-45 DEDICATED COUPLER ATTACHMENTS

Undercarriage		Fixed Gauge					
Boom Type		Retrofit (Straight Position)			Retrofit (Bent Position)		
Stick Length		R2.80 m (9'2")	R3.20 m (10'6")	R3.90 m (12'10")	R2.80 m (9'2")	R3.20 m (10'6")	R3.90 m (12'10")
Hydraulic Hammers	H140 GC S		✓		✓	✓	✓
	H140 S	✓	✓	✓	✓	✓	✓
	H160 S				✓	✓	✓
Multi-Processors	MP332 Concrete Cutter Jaw	✓	✓*		✓	✓	✓
	MP332 Demolition Jaw	✓*			✓	✓	✓
	MP332 Pulverizer Jaw	✓*			✓	✓	✓
	MP332 Shear Jaw	✓	✓*		✓	✓	✓
	MP332 Tank Shear Jaw				✓	✓	
	MP332 Universal Jaw				✓	✓	✓
Demolition and Sorting Grapples	G332	✓	✓		✓	✓	✓
	G345				✓	✓	✓*
Mobile Scrap and Demolition Shears	S3035				✓	✓	✓
	S3035 Flat Top	✓	✓*		✓	✓	✓
Pulverizers	P235				✓	✓	
Crushers	P335				✓	✓	
Compactors (Vibratory Plate)	CVP110	✓	✓	✓	✓	✓	✓

(continued on next page)

# 340 UHD Hydraulic Excavator Specifications

## Attachments Offering Guide *(continued)*

Not all attachments are available in all regions. Consult your Cat dealer for configurations available in your region.

Match

No Match

\* Working range front only

### CW-45 DEDICATED COUPLER ATTACHMENTS

Undercarriage		Fixed Gauge		Hydraulic Variable Gauge		
		UHD	Two-Piece Retrofit	Retrofit (Straight Position)		
Boom Type		22 m (72'2")	R3.2DB (10'6")	R2.80 m (9'2")	R3.20 m (10'6")	R3.90 m (12'10")
Stick Length						
Hydraulic Hammers	H140 GC S				✓	
	H140 S			✓	✓	✓
Multi-Processors	MP318 Concrete Cutter Jaw	✓	✓			
	MP318 Demolition Jaw	✓	✓			
	MP318 Pulverizer Jaw	✓	✓			
	MP318 Shear Jaw	✓	✓			
	MP318 Universal Jaw	✓	✓			
	MP324 Concrete Cutter Jaw	✓*	✓*			
	MP324 Demolition Jaw	✓*	✓*			
	MP324 Pulverizer Jaw	✓*	✓*			
	MP324 Shear Jaw	✓*	✓*			
	MP324 Tank Shear Jaw	✓*	✓*			
	MP324 Universal Jaw	✓*	✓*			
	MP332 Concrete Cutter Jaw			✓	✓	✓
	MP332 Demolition Jaw			✓	✓	✓
	MP332 Pulverizer Jaw			✓	✓	✓
	MP332 Shear Jaw			✓	✓	✓
MP332 Tank Shear Jaw				✓		
MP332 Universal Jaw				✓	✓	
Demolition and Sorting Grapples	G324	✓*	✓*			
	G332			✓	✓	✓
Mobile Scrap and Demolition Shears	S3025	✓	✓			
	S3035	✓*	✓*			
	S3035 Flat Top			✓	✓	✓
Pulverizers	P315	✓	✓			
	P325	✓*	✓*			
Compactors (Vibratory Plate)	CVP110			✓	✓	✓

*(continued on next page)*

# 340 UHD Hydraulic Excavator Specifications

## Attachments Offering Guide (continued)

Not all attachments are available in all regions. Consult your Cat dealer for configurations available in your region.

Match

No Match

### CW-45 DEDICATED COUPLER ATTACHMENTS

Undercarriage		Hydraulic Variable Gauge					
Boom Type		Retrofit (Bent Position)			UHD		Two-Piece Retrofit
		R2.80 m (9'2")	R3.20 m (10'6")	R3.90 m (12'10")	22 m (72'2")	25 m (82'0")	R3.2DB (10'6")
Hydraulic Hammers	H140 GC S	✓	✓	✓			
	H140 S	✓	✓	✓			
	H160 S	✓	✓	✓			
Multi-Processors	MP318 Concrete Cutter Jaw				✓	✓	✓
	MP318 Demolition Jaw				✓	✓	✓
	MP318 Pulverizer Jaw				✓	✓	✓
	MP318 Shear Jaw				✓	✓	✓
	MP318 Universal Jaw				✓	✓	✓
	MP324 Concrete Cutter Jaw				✓	✓	✓
	MP324 Demolition Jaw				✓	✓	✓
	MP324 Pulverizer Jaw				✓	✓	✓
	MP324 Shear Jaw				✓	✓	✓
	MP324 Tank Shear Jaw				✓	✓	✓
	MP324 Universal Jaw				✓	✓	✓
	MP332 Concrete Cutter Jaw	✓	✓	✓			
	MP332 Demolition Jaw	✓	✓	✓			
	MP332 Pulverizer Jaw	✓	✓	✓			
	MP332 Shear Jaw	✓	✓	✓			
MP332 Tank Shear Jaw	✓	✓					
MP332 Universal Jaw	✓	✓	✓				
Demolition and Sorting Grapples	G324				✓	✓	✓
	G332	✓	✓	✓			
	G345	✓	✓	✓			
Mobile Scrap and Demolition Shears	S3025				✓	✓	✓
	S3035	✓	✓	✓	✓		
	S3035 Flat Top	✓	✓	✓			
Pulverizers	P235	✓	✓				
Crushers	P315				✓	✓	✓
	P325				✓	✓	✓
	P335	✓	✓				
Compactors (Vibratory Plate)	CVP110	✓	✓	✓			

# 340 UHD Hydraulic Excavator Specifications

## Attachments Offering Guide

Not all attachments are available in all regions. Consult your Cat dealer for configurations available in your region.

Match       No Match       \* Working range front only

### S80 DEDICATED COUPLER ATTACHMENTS

Undercarriage		Fixed Gauge					
Boom Type		Retrofit (Straight Position)			Retrofit (Bent Position)		
Stick Length		R2.80 m (9'2")	R3.20 m (10'6")	R3.90 m (12'10")	R2.80 m (9'2")	R3.20 m (10'6")	R3.90 m (12'10")
Hydraulic Hammers	H140 GC S	✓	✓		✓	✓	✓
	H140 S	✓	✓	✓	✓	✓	✓
	H160 S	✓	✓		✓	✓	✓
Demolition and Sorting Grapples	G332	✓	✓	✓*	✓	✓	✓
	G345				✓	✓	✓*
Mobile Scrap and Demolition Shears	S3035 Flat Top	✓	✓*		✓	✓	✓
Pulverizers	P235				✓	✓	
Crushers	P335				✓	✓	✓*
Compactors (Vibratory Plate)	CVP110	✓	✓	✓	✓	✓	✓

### S80 DEDICATED COUPLER ATTACHMENTS

Undercarriage		Hydraulic Variable Gauge					
Boom Type		Retrofit (Straight Position)			Retrofit (Bent Position)		
Stick Length		R2.80 m (9'2")	R3.20 m (10'6")	R3.90 m (12'10")	R2.80 m (9'2")	R3.20 m (10'6")	R3.90 m (12'10")
Hydraulic Hammers	H140 GC S	✓	✓	✓	✓	✓	✓
	H140 S	✓	✓	✓	✓	✓	✓
	H160 S	✓	✓	✓	✓	✓	✓
Demolition and Sorting Grapples	G332	✓	✓	✓	✓	✓	✓
	G345		✓	✓	✓	✓	✓
Mobile Scrap and Demolition Shears	S3035 Flat Top	✓	✓	✓	✓	✓	✓
Pulverizers	P235				✓	✓	
Crushers	P335				✓	✓	✓
Compactors (Vibratory Plate)	CVP110	✓	✓	✓	✓	✓	✓



# 340 UHD Hydraulic Excavator Specifications

## Bucket Specifications and Compatibility

	Linkage	Model							340 UHD Retrofit Boom					
		Undercarriage							Fixed Gauge					
		Width		Capacity		Weight		Fill	Retrofit (Straight Position)			Retrofit (Bent Position)		
		mm	in	m <sup>3</sup>	yd <sup>3</sup>	kg	lb	%	R2.80 m (9'2")	R3.20 m (10'6")	R3.90 m (12'10")	R2.80 m (9'2")	R3.20 m (10'6")	R3.90 m (12'10")
<b>Pin-On (No Quick Coupler)</b>														
General Duty	DB	1350	53	1.64	2.14	1181	2,604	100	●	⊙	⊖	●	●	●
	DB	1500	60	1.88	2.44	1286	2,834	100	⊖	⊖	○	●	●	⊙
	DB	1650	65	2.12	2.77	1361	3,000	100	⊖	○	◇	●	⊙	⊖
	DB	1800	71	2.36	3.09	1465	3,231	100	○	○	◇	⊙	⊖	○
Heavy Duty	DB	1350	54	1.64	2.14	1450	3,196	100	⊙	⊖	○	●	●	●
	DB	1500	60	1.88	2.46	1545	3,408	100	⊖	○	◇	●	●	⊙
	DB	1650	66	2.12	2.77	1677	3,697	100	○	○	◇	⊙	⊙	⊖
	DB	1800	72	2.36	3.08	1774	3,911	100	○	◇	X	⊖	⊖	○
Severe Duty	DB	1650	66	2.15	2.81	1802	3,972	90	○	○	◇	●	⊙	⊖
Maximum load with pin-on (payload + bucket)								kg	4465	4195	3660	5700	5425	4765
								lb	9,844	9,248	8,069	12,566	11,960	10,505

	Linkage	Model							340 UHD Retrofit Boom					
		Undercarriage							Hydraulic Variable Gauge					
		Width		Capacity		Weight		Fill	Retrofit (Straight Position)			Retrofit (Bent Position)		
		mm	in	m <sup>3</sup>	yd <sup>3</sup>	kg	lb	%	R2.80 m (9'2")	R3.20 m (10'6")	R3.90 m (12'10")	R2.80 m (9'2")	R3.20 m (10'6")	R3.90 m (12'10")
<b>Pin-On (No Quick Coupler)</b>														
General Duty	DB	1350	53	1.64	2.14	1181	2,604	100	●	●	●	●	●	●
	DB	1500	60	1.88	2.44	1286	2,834	100	●	●	●	●	●	●
	DB	1650	65	2.12	2.77	1361	3,000	100	●	●	●	●	●	●
	DB	1800	71	2.36	3.09	1465	3,231	100	●	●	⊙	●	●	●
Heavy Duty	DB	1350	54	1.64	2.14	1450	3,196	100	●	●	●	●	●	●
	DB	1500	60	1.88	2.46	1545	3,408	100	●	●	●	●	●	●
	DB	1650	66	2.12	2.77	1677	3,697	100	●	●	●	●	●	●
	DB	1800	72	2.36	3.08	1774	3,911	100	●	●	⊙	●	●	●
Severe Duty	DB	1650	66	2.15	2.81	1802	3,972	90	●	●	●	●	●	●
Maximum load with pin-on (payload + bucket)								kg	8515	8090	6060	10415	9270	6620
								lb	18,772	17,835	13,360	22,961	20,437	14,595

The above loads are in compliance with hydraulic excavator standard EN474-5:2006 + A3:2013, they do not exceed 87% of hydraulic lifting capacity or 75% of tipping capacity with front linkage fully extended at ground line with bucket curled. Capacity based on ISO 7451:2007.

### Maximum Material Density:

- 2100 kg/m<sup>3</sup> (3,500 lb/yd<sup>3</sup>)
- ⊙ 1800 kg/m<sup>3</sup> (3,000 lb/yd<sup>3</sup>)
- ⊖ 1500 kg/m<sup>3</sup> (2,500 lb/yd<sup>3</sup>)
- 1200 kg/m<sup>3</sup> (2,000 lb/yd<sup>3</sup>)
- ◇ 900 kg/m<sup>3</sup> (1,500 lb/yd<sup>3</sup>)
- X Not Recommended

Caterpillar recommends using appropriate work tools to maximize the value customers receive from our products. Use of work tools, including buckets, which are outside of Caterpillar's recommendations or specifications for weight, dimensions, flows, pressures, etc. may result in less-than-optimal performance, including but not limited to reductions in production, stability, reliability, and component durability. Improper use of a work tool resulting in sweeping, prying, twisting and/or catching of heavy loads will reduce the life of the boom and stick.

# 340 UHD Hydraulic Excavator Specifications

## Bucket Specifications and Compatibility

	Linkage	Model							340 UHD Retrofit Boom					
		Undercarriage							Fixed Gauge					
		Width		Capacity		Weight		Fill	Retrofit (Straight Position)			Retrofit (Bent Position)		
		mm	in	m <sup>3</sup>	yd <sup>3</sup>	kg	lb	%	R2.80 m (9'2")	R3.20 m (10'6")	R3.90 m (12'10")	R2.80 m (9'2")	R3.20 m (10'6")	R3.90 m (12'10")
<b>With Cat Pin Grabber Coupler</b>														
General Duty	DB	1350	53	1.64	2.14	1181	2,604	100	⊖	○	◇	●	●	⊙
	DB	1500	60	1.88	2.44	1286	2,834	100	○	○	◇	⊙	⊙	⊖
	DB	1650	65	2.12	2.77	1361	3,000	100	◇	◇	X	⊙	⊖	○
	DB	1800	71	2.36	3.09	1465	3,231	100	◇	◇	X	⊖	○	◇
Heavy Duty	DB	1350	54	1.64	2.14	1450	3,196	100	○	○	◇	●	●	⊖
	DB	1500	60	1.88	2.46	1545	3,408	100	○	◇	X	⊙	⊖	○
	DB	1650	66	2.12	2.77	1677	3,697	100	◇	◇	X	⊖	⊖	◇
	DB	1800	72	2.36	3.08	1774	3,911	100	X	X	X	○	○	◇
Severe Duty	DB	1650	66	2.15	2.81	1802	3,972	90	◇	◇	X	⊖	⊖	○
Maximum load with coupler (payload + bucket)								kg	3767	3500	2964	5004	4728	4066
								lb	8,305	7,717	6,535	11,033	10,424	8,965

	Linkage	Model							340 UHD Retrofit Boom					
		Undercarriage							Hydraulic Variable Gauge					
		Width		Capacity		Weight		Fill	Retrofit (Straight Position)			Retrofit (Bent Position)		
		mm	in	m <sup>3</sup>	yd <sup>3</sup>	kg	lb	%	R2.80 m (9'2")	R3.20 m (10'6")	R3.90 m (12'10")	R2.80 m (9'2")	R3.20 m (10'6")	R3.90 m (12'10")
<b>With Cat Pin Grabber Coupler</b>														
General Duty	DB	1350	53	1.64	2.14	1181	2,604	100	●	●	●	●	●	●
	DB	1500	60	1.88	2.44	1286	2,834	100	●	●	●	●	●	●
	DB	1650	65	2.12	2.77	1361	3,000	100	●	●	⊙	●	●	●
	DB	1800	71	2.36	3.09	1465	3,231	100	●	●	⊖	●	●	⊙
Heavy Duty	DB	1350	54	1.64	2.14	1450	3,196	100	●	●	●	●	●	●
	DB	1500	60	1.88	2.46	1545	3,408	100	●	●	●	●	●	●
	DB	1650	66	2.12	2.77	1677	3,697	100	●	●	⊙	●	●	●
	DB	1800	72	2.36	3.08	1774	3,911	100	●	●	⊖	●	●	⊙
Severe Duty	DB	1650	66	2.15	2.81	1802	3,972	90	●	●	⊙	●	●	●
Maximum load with coupler (payload + bucket)								kg	7817	7391	5360	9716	8574	5925
								lb	17,234	16,295	11,817	21,421	18,903	13,063

The above loads are in compliance with hydraulic excavator standard EN474-5:2006 + A3:2013, they do not exceed 87% of hydraulic lifting capacity or 75% of tipping capacity with front linkage fully extended at ground line with bucket curled. Capacity based on ISO 7451:2007.

### Maximum Material Density:

- 2100 kg/m<sup>3</sup> (3,500 lb/yd<sup>3</sup>)
- ⊙ 1800 kg/m<sup>3</sup> (3,000 lb/yd<sup>3</sup>)
- ⊖ 1500 kg/m<sup>3</sup> (2,500 lb/yd<sup>3</sup>)
- 1200 kg/m<sup>3</sup> (2,000 lb/yd<sup>3</sup>)
- ◇ 900 kg/m<sup>3</sup> (1,500 lb/yd<sup>3</sup>)
- X Not Recommended

Caterpillar recommends using appropriate work tools to maximize the value customers receive from our products. Use of work tools, including buckets, which are outside of Caterpillar's recommendations or specifications for weight, dimensions, flows, pressures, etc. may result in less-than-optimal performance, including but not limited to reductions in production, stability, reliability, and component durability. Improper use of a work tool resulting in sweeping, prying, twisting and/or catching of heavy loads will reduce the life of the boom and stick.

# 340 UHD Hydraulic Excavator Specifications

## Bucket Specifications and Compatibility

	Linkage	Model							340 UHD Retrofit Boom					
		Undercarriage							Fixed Gauge					
		Width		Capacity		Weight		Fill	Retrofit (Straight Position)			Retrofit (Bent Position)		
		mm	in	m <sup>3</sup>	yd <sup>3</sup>	kg	lb	%	R2.80 m (9'2")	R3.20 m (10'6")	R3.90 m (12'10")	R2.80 m (9'2")	R3.20 m (10'6")	R3.90 m (12'10")
<b>With CW Quick Coupler</b>														
General Duty	DB	1500	59	1.88	2.46	1256	2,768	100	⊖	○	◇	●	⊙	⊖
	DB	1650	65	2.12	2.77	1334	2,940	100	○	◇	◇	⊙	⊖	○
Heavy Duty	DB	1350	54	1.64	2.14	1419	3,128	100	⊖	○	◇	●	●	⊙
	DB	1500	60	1.88	2.46	1516	3,342	100	○	○	◇	⊙	⊙	⊖
Severe Duty	DB	1650	65	2.12	2.77	1650	3,637	100	◇	◇	X	⊖	⊖	○
	DB	1650	66	2.15	2.81	1775	3,913	90	○	◇	X	⊙	⊖	○
Ditch Cleaning	DB	2200	87	2.40	3.14	1346	2,967	100	◇	◇	X	⊖	⊖	○
	DB	1800	72	1.96	2.56	1163	2,564	100	⊖	○	◇	●	⊙	⊖
	DB	2000	79	2.18	2.85	1250	2,756	100	○	◇	◇	⊙	⊖	○
Maximum load with coupler (payload + bucket)								kg	3990	3723	3187	5227	4951	4289
								lb	8,796	8,208	7,026	11,524	10,915	9,456

	Linkage	Model							340 UHD Retrofit Boom					
		Undercarriage							Hydraulic Variable Gauge					
		Width		Capacity		Weight		Fill	Retrofit (Straight Position)			Retrofit (Bent Position)		
		mm	in	m <sup>3</sup>	yd <sup>3</sup>	kg	lb	%	R2.80 m (9'2")	R3.20 m (10'6")	R3.90 m (12'10")	R2.80 m (9'2")	R3.20 m (10'6")	R3.90 m (12'10")
<b>With CW Quick Coupler</b>														
General Duty	DB	1500	59	1.88	2.46	1256	2,768	100	●	●	●	●	●	●
	DB	1650	65	2.12	2.77	1334	2,940	100	●	●	●	●	●	●
Heavy Duty	DB	1350	54	1.64	2.14	1419	3,128	100	●	●	●	●	●	●
	DB	1500	60	1.88	2.46	1516	3,342	100	●	●	●	●	●	●
Severe Duty	DB	1650	65	2.12	2.77	1650	3,637	100	●	●	⊙	●	●	●
	DB	1650	66	2.15	2.81	1775	3,913	90	●	●	⊙	●	●	●
Ditch Cleaning	DB	2200	87	2.40	3.14	1346	2,967	100	●	●	⊙	●	●	●
	DB	1800	72	1.96	2.56	1163	2,564	100	●	●	●	●	●	●
	DB	2000	79	2.18	2.85	1250	2,756	100	●	●	⊙	●	●	●
Maximum load with coupler (payload + bucket)								kg	8040	7614	5583	9939	8797	6148
								lb	17,725	16,786	12,308	21,912	19,394	13,554

The above loads are in compliance with hydraulic excavator standard EN474-5:2006 + A3:2013, they do not exceed 87% of hydraulic lifting capacity or 75% of tipping capacity with front linkage fully extended at ground line with bucket curled. Capacity based on ISO 7451:2007.

### Maximum Material Density:

- 2100 kg/m<sup>3</sup> (3,500 lb/yd<sup>3</sup>)
- ⊙ 1800 kg/m<sup>3</sup> (3,000 lb/yd<sup>3</sup>)
- ⊖ 1500 kg/m<sup>3</sup> (2,500 lb/yd<sup>3</sup>)
- 1200 kg/m<sup>3</sup> (2,000 lb/yd<sup>3</sup>)
- ◇ 900 kg/m<sup>3</sup> (1,500 lb/yd<sup>3</sup>)
- X Not Recommended

Caterpillar recommends using appropriate work tools to maximize the value customers receive from our products. Use of work tools, including buckets, which are outside of Caterpillar's recommendations or specifications for weight, dimensions, flows, pressures, etc. may result in less-than-optimal performance, including but not limited to reductions in production, stability, reliability, and component durability. Improper use of a work tool resulting in sweeping, prying, twisting and/or catching of heavy loads will reduce the life of the boom and stick.

# 340 UHD Hydraulic Excavator Specifications

## Bucket Specifications and Compatibility

	Linkage	Model							340 UHD Retrofit Boom					
		Undercarriage							Fixed Gauge					
		Width		Capacity		Weight		Fill	Retrofit (Straight Position)			Retrofit (Bent Position)		
		mm	in	m <sup>3</sup>	yd <sup>3</sup>	kg	lb	%	R2.80 m (9'2")	R3.20 m (10'6")	R3.90 m (12'10")	R2.80 m (9'2")	R3.20 m (10'6")	R3.90 m (12'10")
<b>With CWS Quick Coupler</b>														
General Duty	DB	1200	47	1.40	1.84	1026	2,262	100	●	⊙	⊖	●	●	●
	DB	1650	65	2.12	2.77	1227	2,815	100	○	○	◇	⊙	⊙	⊖
	DB	1800	71	2.36	3.09	1372	3,025	100	◇	◇	X	⊖	⊖	○
Heavy Duty	DB	1500	60	1.88	2.46	1461	3,221	100	○	○	◇	●	⊙	⊖
	DB	1650	66	2.12	2.77	1581	3,486	100	○	◇	X	⊙	⊖	○
Severe Duty	DB	1650	66	2.15	2.81	1706	3,761	90	○	◇	X	⊙	⊖	○
Ditch Cleaning	DB	2400	94	2.04	2.67	1266	2,791	100	○	○	◇	⊙	⊙	⊖
	DB	2200	87	2.40	3.14	1347	2,970	100	◇	◇	X	⊖	⊖	○
Maximum load with coupler (payload + bucket)								kg	4020	3753	3217	5257	4981	4319
								lb	8,863	8,274	7,092	11,590	10,981	9,522

	Linkage	Model							340 UHD Retrofit Boom					
		Undercarriage							Hydraulic Variable Gauge					
		Width		Capacity		Weight		Fill	Retrofit (Straight Position)			Retrofit (Bent Position)		
		mm	in	m <sup>3</sup>	yd <sup>3</sup>	kg	lb	%	R2.80 m (9'2")	R3.20 m (10'6")	R3.90 m (12'10")	R2.80 m (9'2")	R3.20 m (10'6")	R3.90 m (12'10")
<b>With CWS Quick Coupler</b>														
General Duty	DB	1200	47	1.40	1.84	1026	2,262	100	●	●	●	●	●	●
	DB	1650	65	2.12	2.77	1227	2,815	100	●	●	●	●	●	●
	DB	1800	71	2.36	3.09	1372	3,025	100	●	●	⊙	●	●	●
Heavy Duty	DB	1500	60	1.88	2.46	1461	3,221	100	●	●	●	●	●	●
	DB	1650	66	2.12	2.77	1581	3,486	100	●	●	⊙	●	●	●
Severe Duty	DB	1650	66	2.15	2.81	1706	3,761	90	●	●	●	●	●	●
Ditch Cleaning	DB	2400	94	2.04	2.67	1266	2,791	100	●	●	●	●	●	●
	DB	2200	87	2.40	3.14	1347	2,970	100	●	●	⊙	●	●	●
Maximum load with coupler (payload + bucket)								kg	8070	7644	5613	9969	8827	6178
								lb	17,791	16,852	12,375	21,978	19,460	13,620

The above loads are in compliance with hydraulic excavator standard EN474-5:2006 + A3:2013, they do not exceed 87% of hydraulic lifting capacity or 75% of tipping capacity with front linkage fully extended at ground line with bucket curled. Capacity based on ISO 7451:2007.

### Maximum Material Density:

- 2100 kg/m<sup>3</sup> (3,500 lb/yd<sup>3</sup>)
- ⊙ 1800 kg/m<sup>3</sup> (3,000 lb/yd<sup>3</sup>)
- ⊖ 1500 kg/m<sup>3</sup> (2,500 lb/yd<sup>3</sup>)
- 1200 kg/m<sup>3</sup> (2,000 lb/yd<sup>3</sup>)
- ◇ 900 kg/m<sup>3</sup> (1,500 lb/yd<sup>3</sup>)
- X Not Recommended

Caterpillar recommends using appropriate work tools to maximize the value customers receive from our products. Use of work tools, including buckets, which are outside of Caterpillar's recommendations or specifications for weight, dimensions, flows, pressures, etc. may result in less-than-optimal performance, including but not limited to reductions in production, stability, reliability, and component durability. Improper use of a work tool resulting in sweeping, prying, twisting and/or catching of heavy loads will reduce the life of the boom and stick.

# 340 UHD Standard and Optional Equipment

## Standard and Optional Equipment

Standard and optional equipment may vary. Consult your Cat dealer for details.

	Standard	Optional		Standard	Optional
<b>BOOMS, STICKS AND LINKAGES</b>			<b>CAB</b>		
22 m (72'2") UHD front		✓	Tilt-up demolition cab with P5A laminated front and roof glass	✓	
25 m (82'0") UHD front		✓	High-resolution 254 mm (10") LCD touchscreen monitor	✓	
Two-Piece Retrofit variable adjustment boom*		✓	Automatic bi-level air conditioner	✓	
7.4 m (24'3") Retrofit boom		✓	Jog dial and shortcut keys for monitor control	✓	
2.8 m (9'2") Retrofit stick		✓	Keyless push-to-start engine control	✓	
3.2 m (10'6") Retrofit stick		✓	Height-adjustable console, infinite with no tool	✓	
3.9 m (12'10") Retrofit stick		✓	Tilt-up left-side console	✓	
Advanced tool control, UHD		✓	Heated and cooled seat with automatic adjustable suspension	✓	
Bucket linkage, DB family with lifting eye		✓	51 mm (2") orange seat belt	✓	
Bucket linkage, Dedicated, C family with lifting eye		✓	Tilt rocker switch	✓	
Transport cradle for UHD front		✓	Sky wiper switch	✓	
Transport cradle for Retrofit front (rear only)		✓	Bluetooth® integrated radio (including USB, aux port and microphone)	✓	
			2 × 12V DC outlets	✓	
			Document storage	✓	
			Rear head storage net and lunchbox holder	✓	
			Oversized cup holder and bottle holder	✓	
			Coat hook	✓	
			Fixed one-piece P5A skylight hatch	✓	
			P5A fixed windshield	✓	
			Parallel wiper with washer	✓	
			Skylight wiper install capability	✓	
			LED interior lights	✓	
			Floor welcome light	✓	
			Roller front sunscreen	✓	
			Roller rear sunscreen		✓
			FOGS	✓	
			Washable floor mat	✓	
			Beacon ready	✓	

\*Available 2021.

(continued on next page)

# 340 UHD Standard and Optional Equipment

## Standard and Optional Equipment *(continued)*

Standard and optional equipment may vary. Consult your Cat dealer for details.

	Standard	Optional		Standard	Optional
<b>CAT TECHNOLOGY</b>			<b>ENGINE</b>		
Cat Product Link™	✓		Three selectable modes: Power, Smart, Eco	✓	
Stability monitoring system for UHD	✓		Automatic engine speed control	✓	
Electronic pitch and roll indicator	✓		52° C (126° F) high-ambient cooling	✓	
Swing E-Fence for UHD*	✓		Up to 4500 m (14,760 ft) altitude capability	✓	
Travel direction indicator	✓		-18° C (0° F) cold start capability	✓	
Operator coaching	✓		-32° C (-25° F) cold start capability		✓
Electronic joystick pattern changer	✓		115 Amp. alternator	✓	
Remote services capability	✓		Electric fuel priming pump	✓	
<b>CAT TECHNOLOGY – RETROFIT BOOM*</b>			Primary filter with water separator and water separator indicator switch	✓	
Cat GRADE with 2D and offset memory	✓		Cold start block heaters		✓
Cat Payload:*	✓		Ether starting aid		✓
– Static weigh			Double element air filter with integrated precleaner	✓	
– Semi-automatic calibration			Side-by-side cooling system	✓	
– Payload/cycle information			Secure start with pin code	✓	
– USB reporting capability			Remote disable	✓	
2D E-Fence:	✓		DEF tank	✓	
– E-ceiling			Biodiesel capable up to B20	✓	
– E-floor			<b>HYDRAULIC SYSTEM</b>		
– E-swing			Boom lowering check valve (BLCV) for UHD front		✓
– E-wall			Stick lowering check valve (SLCV) for UHD front		✓
– E-cab avoidance			SmartBoom™ with BLCV and overload warning device for UHD front	✓	
<b>ELECTRICAL SYSTEM</b>			Boom and stick regeneration circuit	✓	
Maintenance-free 1,000 CCA batteries (×4)	✓		Electronic main control valve	✓	
Power fuse module	✓		Automatic hydraulic oil warm up	✓	
Centralized electrical disconnect switch	✓		Reverse swing damping valve	✓	
LED chassis light– 1,800 lumens	✓		Automatic swing parking brake	✓	
			High performance hydraulic return filter	✓	
			Two-speed travel	✓	
			Hydraulic reversing fan	✓	
			Bio hydraulics oil capability		✓
			Combined two-way auxiliary circuit		✓
			High and medium-pressure auxiliary circuit		✓
			Quick coupler circuit		✓

\*Available 2021.

*(continued on next page)*

# 340 UHD Standard and Optional Equipment

## Standard and Optional Equipment *(continued)*

Standard and optional equipment may vary. Consult your Cat dealer for details.

	Standard	Optional		Standard	Optional
<b>SAFETY AND SECURITY</b>			<b>UNDERCARRIAGE AND STRUCTURES</b>		
Caterpillar One Key security system	✓		Hydraulic Variable Gauge (HVG) undercarriage		✓
Lockable external tool/storage box	✓		Fixed Gauge undercarriage (FG)*		✓
Lockable door, fuel, and hydraulic tank locks	✓		Grease lubricated track, resin seal	✓	
Service platform with anti-skid plate	✓		Towing eye on base frame (ISO 15818 compliant)	✓	
Lockable fuel drain compartment	✓		9.0 mt (19,842 lb) counterweight	✓	
Right-hand handrail and hand hold	✓		600 mm (24") HD triple grouser track shoes		✓
Signaling/warning horn	✓		600 mm (24") double grouser track shoes		✓
Visibility mirror package		✓	700 mm (28") triple grouser track shoes		✓
Rear and right-hand-sideview cameras	✓		Track guiding guard, full length	✓	
360° visibility		✓	Travel motor guard	✓	
<b>SERVICE AND MAINTENANCE</b>					
Grouped location for engine oil and fuel filters	✓				
S·O·S <sup>SM</sup> sampling ports	✓				
QuickEvac <sup>TM</sup> maintenance ready		✓			
Remote flash	✓				
Diagnostic technician (remote ET)	✓				
Electric refueling pump with auto shutoff	✓				

\*Available 2021.

# 340 UHD Attachments

## Dealer Installed Kits and Attachments

Attachments may vary. Consult your Cat dealer for details.

### OTHER ATTACHMENTS

- Duct ready kit for Advanced Cabin Filtration (ACF)
- Worktool camera kit

For more complete information on Cat products, dealer services, and industry solutions, visit us on the web at [www.cat.com](http://www.cat.com)

© 2020 Caterpillar  
All rights reserved

Materials and specifications are subject to change without notice. Featured machines in photos may include additional equipment. See your Cat dealer for available options.

CAT, CATERPILLAR, LET'S DO THE WORK, their respective logos, "Caterpillar Corporate Yellow," the "Power Edge" and Cat "Modern Hex" trade dress as well as corporate and product identity used herein, are trademarks of Caterpillar and may not be used without permission.

AEXQ2915 (07-2020)  
Build Number: 07B  
(Eur)

