

CB14B

Utility Roller



Compaction width	900 mm (35")	1000 mm (39")
Operating weight - kg (lb)	1485 (3,274)	1520 (3,351)
Kohler KDW1003 diesel engine	16.8 kW (22.5 hp)	

A COMPETITIVE EDGE

PRODUCTIVITY IN CONFINED AREAS

VISIBILITY, STEERING LEAD THE WAY

Productivity in confined areas and open spaces, plus easy transportability from one job to the next can help your business find its competitive edge.

The sloped hood and accurate steering of the CB14B Utility Roller help operators work right up to the edge. The rollers are productive within tight spaces, in part because of their comfortable seating and ergonomic controls. Speaking of productive, they are equally adept at both granular and asphalt compaction.

DUAL-DRUM DRIVE


- Delivers continuous full-drum traction on soft base materials
- Performs well on uneven surfaces, and steeper grades

COMFORT AND VISIBILITY

- Roomy operator station with abundant leg room
- Standard, adjustable seat improves visibility
- Standard or suspension seat, both equipped with operator presence sensor for enhanced safety and water drainage capability

ENGINE

- Kohler KDW1003, 3-cylinder liquid cooled engine delivers 16.8 kW (22.5 hp) of power @ 2850 rpm
- Meets U.S. EPA Tier 4 Final engine emissions standards
- Pre-heat starting system



Fuel efficient engine also delivers low sound levels.



WATER SPRAY SYSTEM

- Standard 100 L (26 gal) tank maximizes time between refills
- Eight intermittent spray settings match conditions
- Pressurized system with four nozzles per drum optimize water coverage

SERVICEABILITY

- Rear platform and front hood equipped with lift assist for easy component access and serviceability
- External engine components, hydraulics and routine service points grouped for easy access and ecology-minded draining



1. Roomy operating station
2. Fully isolated platform
3. Perfect finish drum designs
4. Retractable front and rear drum scrapers
5. Tilting operator platform and engine hood
6. Sloped hood provides excellent visibility
7. Pressurized water spray system



COMFORT AND VISIBILITY

JOINING FORCES TO KEEP OPERATORS FRESH

PRODUCTIVITY, SAFETY ENHANCED

Operators appreciate added comfort, and paving contractors increasingly realize its value, too. Comfortable operators stay fresh and alert throughout their shifts, providing both safety and productivity benefits.

Visibility improves safety, and not only through improved sight lines. Visibility also reduces fatigue that results when operators have to twist and turn to see.

EASY, COMFORTABLE OPERATION

- Ergonomically designed operator station
- Rubber mounts minimize vibration to the operator station
- Propel lever and steering wheel with steering assist knob provide effortless control

INSTRUMENT PANEL

- Controls centrally located for operator ease and safety
- Key controls such as drum vibe selection, water spray on/off and intermittent settings are logically placed and easy to adjust
- Easily observed warning lights provide quick feedback

SEAT

- Fully adjustable seat, equipped with operator presence sensor for enhanced safety
- Standard seat provides plenty of comfort and multiple adjustments
- Water drainage facilitated to help fight the elements

VISIBILITY

- Sloped hood enables excellent front visibility
- Minimal side clearance creates direct sight lines to working areas
- Good visibility to rear of roller



INSTRUMENT PANEL VISUAL INDICATORS

1. Vibe on
2. Low fuel
3. Engine pre-heat
4. Air filter change
5. Hour meter
6. Engine oil pressure
7. Cooling temperature
8. Parking brake
9. Low battery

The fuel fill port and engine compartment are lockable for vandalism prevention. A lockable, self-storing cover protects the instrument panel.



ENGINE

HIGH EFFICIENCY, LOW SOUND LEVELS

PROPERLY POWERED

The CB14B delivers plenty of power to keep the roller productive, even on steep grades. The engine is quiet thanks in part to the belt-driven, overhead camshaft and low turbulence. The large cooling system provides efficient performance in normal and high ambient temperatures.

ENGINE

- Kohler KDW1003 4-cycle, 3-cylinder liquid cooled engine
- Delivers 16.8 kW (22.5 hp) of power @ 2850 rpm
- Low engine speed and advanced injection system provide excellent fuel efficiency
- Quiet operation and lower vibration due to fewer moving parts, superior balance and lower cylinder volume
- Meets U.S. EPA Tier 4 Final engine emissions standards
- Pre-heat starting system
- Serviced and supported by Cat® Dealers

COOLING SYSTEM

- Cooling package with integrated water and oil cooler
- Aluminum radiator provides corrosion resistance and reliability
- Large space between cores provide efficient cooling and easy cleaning
- Effective in high-ambient temperatures reaching 50° C (122° F)



PERFECTLY MATCHED

DRUMS, VIBRATORY SETTINGS MEET COMPACTION NEEDS

VIBRATORY SYSTEM AND DRUMS

Available in two drum widths, the CB14B is designed and built to provide options that precisely match your applications. What doesn't change is the fact that frequencies and amplitudes are optimized to provide a smooth mat in a variety of jobsite conditions.


- Available with 900 mm (35") or 1000 mm (39") tandem vibratory drums
- Vibratory selection includes front drum only or both drums
- Vibratory system automatically starts when propel lever is engaged
- Each drum fitted with front and rear scrapers that are spring-loaded, retractable and self-adjusting
- Dual-drum drive powertrain provides continuous full-drum traction on soft base materials, uneven surfaces and steeper grades
- Rounded drum edge prevents cutting into mat



Propel lever

The vibratory system provides good balance between frequency and amplitude to meet various jobsite conditions. Applications include:

- | | | |
|--------------|----------------|-----------------|
| • Bike paths | • Parking lots | • Trenches |
| • Courtyards | • Driveways | • Shoulder work |
| • Patchwork | • Town centers | • Cul-de-sacs |



MANEUVERABILITY

CONFINED SPACES ARE NO PROBLEM

ACCURATE CONTROL NEAR OBSTACLES

The size of the CB14B helps it go where other rollers can't. The CB14B's minimal side clearance enables optimal maneuverability next to curbs and obstacles, while the low center of gravity provides stability when operating in open areas or tight locations.

SIZE AND STEERING

- Articulated frame and steering
- Low center of gravity for optimum stability on asphalt or soil/aggregate
- Sealed articulation bearings
- Side clearance of 45 mm (2")
- Curb clearance of 400 mm (16")
- Outside turning radius of 2.9 m (9.6') with 900 mm (35") drum, and 3 m (9.8') on 1000 mm (39") drum

SIZE ENABLES TRANSPORTABILITY

- Foldable ROPS facilitates machine transportability
- ROPS can be folded forward without the use of tools
- Short length allows the CB14B to fit crosswise on a trailer
- High ground clearance facilitates driving the CB14B up trailer ramps
- Four lifting points, with optional spreader bar



WATER SPRAY SYSTEM

CONSISTENT COVERAGE PREVENTS PICKUP

MULTIPLE SETTINGS FOR VARIED APPLICATIONS

Preventing asphalt pickup is key to keeping a fresh mat in place. The water spray system on the CB14B Utility Roller includes many features that ensure quality.

They start with consistent water coverage across both front and rear drums. Varied spray settings, combined with multiple nozzles, help keep the water flow steady. The large water tank, meanwhile, helps crews stay on the mat for extended periods between refills.

WATER SPRAY SYSTEM

- Standard 100 L (26 gal) tank maximizes time between refills
- Pressurized system offers consistent drum coverage
- Eight intermittent spray settings
- Four nozzles at rear and front optimize water coverage on drums
- Large diameter port results in quick refilling
- Corrosion-proof materials
- Extended-life water pump
- Double-filtered system helps prevent clogging
- Draining completed through a single port
- Easy-to-clean spraybars with caps that can be removed by hand
- Spray nozzles with filters that can be removed by hand for periodic cleaning

The roller features eight intermittent spray settings and four nozzles per drum.



SERVICEABILITY

EASY ACCESS REACHES NEW LEVELS

REDUCING MAINTENANCE COSTS

Productivity isn't just found while the roller is moving. Maintenance and service efficiencies also impact your bottom line.

The service points you need to reach on the CB14B are readily accessible. In addition, key components and wiring are easy to reach, intuitively grouped and properly protected. The result: Technicians complete their work quickly, and your roller spends more time rolling.


Monitoring fluid levels is easy. A sight gauge shows hydraulic oil levels, and engine oil is checked with a dipstick.

KEY SERVICE FEATURES

- Engine hood and operating platform equipped with lift assist for easy access and servicing
- Battery and water pump easy to reach with operator platform in the raised position
- External engine components, hydraulics and routine service points grouped for easy access and ecology-minded draining
- Large space between radiator and oil cooler core provide easy cleaning
- Fuel and water tanks conveniently located for fast cleaning
- Electrical system utilizes color-coded wires, all-weather connections and nylon braiding to provide reliability and protection



CB14B SPECIFICATIONS



Dimensions	CB14B w/900 mm (35") Drums	CB14B w/1000 mm (39") Drums
1 Drum width – mm (in)	900 (35)	1000 (39)
2 Overall length – mm (in)	1950 (77)	1950 (77)
3 Overall width – mm (in)	1000 (39)	1102 (43)
4 Overall height – mm (in)	2545 (100)	2545 (100)
5 Transport height (ROPS lowered) – mm (in)	1975 (78)	1975 (78)
6 Ground clearance – mm (in)	220 (9)	220 (9)
7 Curb clearance – mm (in)	400 (16)	400 (16)
Side clearance – mm (in)	45 (2)	45 (2)
Drum diameter – mm (in)	560 (22)	560 (22)
Operating weight		
Operating weight – kg (lb)	1485 (3,274)	1520 (3,351)
Engine – Kohler KDW1003		
Maximum rated power – kW (hp)	16.8 (22.5)	16.8 (22.5)
Operating speed – rpm	2850	2850
Capacities		
Fuel tank – L (gal)	23 (6.1)	23 (6.1)
Water tank – L (gal)	100 (26.4)	100 (26.4)
Vibratory system		
Centrifugal force per drum – kN (lb)	15 (3,400)	15 (3,400)
Frequency – Hz (vpm)	70 (4,200)	65 (3,900)
Amplitude – mm (in)	0.46 (0.018)	0.46 (0.018)
Miscellaneous		
Maximum speed – km/h (mph)	0-9 (0-6)	0-9 (0-6)
Maximum gradeability – %	30	30
Outside turning radius – m (ft)	2.9 (9.6)	3 (9.8)

Cat® CB14B Utility Roller

QEHQ1591-02 (6/14)

For more complete information on Cat products, dealer services, and industry solutions, visit us on the web at www.cat.com

© 2014 Caterpillar
All Rights Reserved

Materials and specifications are subject to change without notice.
Featured machines in photos may include additional equipment.
See your Cat Dealer for available options.

CAT, CATERPILLAR, their respective logos, and "Caterpillar Yellow," as well as corporate and product identity used herein, are trademarks of Caterpillar and may not be used without permission

