

D6K2

Track-Type Tractor



Engine

Engine Model	Cat® C4.4 ACERT™ with twin turbo	
Emissions	U.S. EPA Tier 4 Final/ EU Stage IV/ Korea Tier 4	
Engine Power (Maximum)		
SAE J1995	119 kW	160 hp
ISO 14396	117 kW	157 hp
ISO 14396 (DIN)		159 hp

Engine (continued)

Net Power (Rated)		
SAE J1349	95 kW	128 hp
ISO 9249	97 kW	130 hp
ISO 9249 (DIN)		132 hp

Weight

Operating Weight		
XL	13 271 kg	29,258 lb
LGP	13 909 kg	30,664 lb

D6K2 Features

Integrated Technologies

GRADE technology features like Cat Slope Assist, Stable Blade and Slope Indicate come standard on the D6K2 to help you get more work done in less time. Cat Connect makes smart use of technology and services like Cat Product Link™/VisionLink® to help you monitor, manage and enhance job site operations.

Power and Efficiency

A Cat C4.4 ACERT engine with twin turbochargers and new hydrostatic transmission to give you improved fuel efficiency and the most power-dense drive train in its size class. Eco Modes optimize engine speed, while maintaining ground speed, saving up to 17% fuel in lighter blade load applications like finish grading.

Optimized for Grading

The D6K2 features a new equalizer bar design, stiffer track roller frame and an undercarriage designed for a smooth ride. This helps you make the most of top grading speeds and integrated technology for optimal productivity in fine grading applications.



Contents

Power and Efficiency	4
Ease of Operation.....	5
Emissions Technology.....	5
Integrated Technologies.....	6
Operator Station.....	8
Equipped for the Job	9
Serviceability and Customer Support.....	10
Specifications.....	12
Standard Equipment.....	16
Optional Equipment.....	17
Notes.....	18



The new D6K2 dozer is smarter and more efficient than ever. It comes equipped with standard Grade technologies like Slope Assist to make it easier for even less experienced operators to get more quality work done in less time. But intelligence is only part of the package – Eco Modes and a new power train deliver up to 17% more fuel efficiency, while providing superior maneuverability, faster steering response and greater capability to utilize full blade loads. This dozer also retains its optimal balance and undercarriage design for outstanding performance in finish grading applications. The D6K2 meets Tier 4 Final/Stage IV/Korea Tier 4 emission standards.

Power and Efficiency

Designed for performance

Powerful Drive Train

A Cat C4.4 ACERT engine with twin turbochargers is combined with a new hydrostatic transmission to give you improved fuel efficiency and the most power-dense drive train in its size class. The hystat transmission offers superior maneuverability, faster steering response and greater capability to utilize full blade loads.

Eco Modes

Eco Modes optimize engine speed, while maintaining ground speed, saving up to 17% fuel in lighter blade load applications like finish grading.

Reduced Idling

Efficiency features reduce engine speed when idling, or shut the machine down after a specified time, to further save fuel and meet idling regulations. Engine Idle Shutdown shuts down engine after pre-set time to reduce idling and help save fuel.



Traction Control

New automatic traction control is standard and automatically reduces track slip in poor underfoot conditions, improving productivity and finish surface quality.

Effective Cooling


Updated cooling package allows more air flow, reducing fan speed for greater efficiency. Hydraulic demand fan automatically reduces fan speed in cooler conditions to help save fuel. An optional hydraulic reversing fan offers automatic or manual modes for changing direction to blow debris out of the radiator cores.

Ease of Operation

Intuitive and precise

Whether the D6K2 is a permanent part of your fleet or rented for the short term, operators will find this machine easy to operate.

- Technologies like Slope Assist and Stable Blade are integrated right into the dozer to help even less experienced operators achieve a quality grade more quickly, and with fewer inputs.
- Joystick controls are intuitive and precise.
- Machine balance and undercarriage are designed for faster finish grading.
- Power Pitch allows blade pitch adjustment from the cab, using buttons on right hand control.
- Machine width and folding blade option allow for easy transport.



Emissions Technology

Proven, integrated solutions



- Meets Tier 4 Final/Stage IV/Korea Tier 4 emission standards.
- Emissions technology that is transparent – no action required from the operator, no stopping for regeneration.
- Diesel Exhaust Fluid (DEF) use typically about 2.5% of fuel consumption – provides excellent overall fluid efficiency.
- Diesel Particulate Filter designed for the life of the engine – no need to clean out.
- Pump automatically purges DEF lines to help prevent freezing.

Integrated Technologies

Monitor, manage and enhance job site operations



Cat Connect makes smart use of technology and services to improve your job site efficiency. Using the data from technology equipped machines, you'll get more information and insight into your equipment and operations than ever before.

Cat Connect technologies offer improvements in these key areas:



EQUIPMENT
MANAGEMENT

Equipment Management – increase uptime and reduce operating costs.



PRODUCTIVITY

Productivity – monitor production and manage job site efficiency.



SAFETY

Safety – enhance job site awareness to keep your people and equipment safe.

LINK Technologies

LINK technologies provide wireless capability to machines enabling two-way transfer of information collected by on-board sensors, control modules, and other Cat Connect technologies using off-board apps, such as our VisionLink software.

Product Link/VisionLink

Product Link takes the guesswork out of equipment management. Track location, hours, fuel usage, productivity, idle time, and diagnostic codes through the online VisionLink interface. Manage your fleet in real time so you can maximize efficiency, improve productivity, and lower operating costs.



GRADE Technologies

The D6K2 comes equipped with standard Cat Connect GRADE technologies to help you control the blade so you can get more quality work done in less time. Experienced operators can work more productively and less experienced operators can achieve better quality results more quickly. These features are integrated right into the machine at the factory – no additional hardware or software is required.

Cat Grade Control Slope Assist (S) helps operators more easily achieve the required main-fall and slope orientation of the blade by automatically maintaining pre-established blade angles for the grade. Finish up to 39% faster, with up to 68% better surface quality and using up to 82% less operator effort.*

Cat Slope Indicate (S) displays machine cross-slope and fore/aft orientation on the primary monitor, helping operators work more accurately on slopes.

Cat Stable Blade (S) complements the operator's blade-control input for attaining finish grades quicker with less effort.



Optional GRADE Technologies

Cat AccuGrade™ Ready Option (ARO) (O) allows you to easily install or upgrade to Cat AccuGrade 2D and 3D grade-control systems to add versatility and resale value to your machine.

Cat AccuGrade (O) is a dealer-installed aftermarket grade-control system that provides increased grading versatility and the ability to scale capacity to changing needs, providing a choice of lasers for 2D flat-plane and slope work, Global Navigation Satellite System (GNSS) control for complex 3D cuts and contours, and/or systems using a Universal Total Station (UTS) for fine and finish grading.

*Cat Slope Assist production study, December 2014

(S) = Standard

(O) = Optional



Operator Station

Comfort and Productivity



Spacious, quiet cab offers all-day comfort with wide door openings and an air suspension seat. Ergonomic, seat-mounted joystick controls isolate vibration. Excellent visibility to the blade, curbs and tight spaces help you work more precisely.

The new Liquid Crystal Display (LCD) is easy to read, enables Slope Assist, and is rear-camera ready so no additional monitor is needed.

Implement and Steering Controls

- Single joystick for speed, direction and steering; includes thumb wheel for speed adjustment and traction control.
- Dozer/implement controls give you 6-way control of the VPAT blade and allows power pitch adjustment. Blade shake feature helps shed sticky material.
- Improved implement valve provides faster response. Intuitive, precise electro-hydraulic controls with sensitivity adjustment – fine, medium, coarse.
- Rear vision camera (O) for enhanced visibility behind the machine.
- Improved heating/ ventilation/air conditioning system cools faster; circulates air closer to the operator for more comfort.
- New bi-directional control (S) – dial preselected forward/reverse gears for reduced effort and improved efficiency. Save the settings as operator profile for even more convenience.
- Added comfort options like heated/ventilated seat and heated control handles.





Blades

- Rugged Variable Pitch Angle Tilt (VPAT) blade allows you to hydraulically adjust lift, angle and tilt for precise results.
- Wide blade helps you get more work done in less time.
- Blade shake feature for easy removal of material.
- Folding blade option helps limit transport width.
- Optional blade power pitch easily adjusts the blade pitch forward or back from the cab to optimize productivity for the application.

Equipped for the Job

Optimize your machine


Rear Implements

To help you match your dozer to the task at hand, you can outfit your D6K2 with a multi-shank parallelogram ripper, winch or drawbar. A dual control package makes it simple to utilize either a ripper or winch.

Ask your Cat dealer for available options to help you optimize your machine for the work you do.

Forestry Arrangement

Specialized arrangement includes a forestry blade, hydrostatic winch, 360 degree guarding for added protection of the cab and a heavy-duty rear tank guard.




Undercarriage

- Optimized undercarriage – eight bottom rollers/two carrier rollers for smoother ride and improved finish grading. New equalizer bar design supports faster fine grading speed.
- Choose Heavy Duty undercarriage for aggressive applications like land clearing, side-slopes or rocky terrain.
- Choose SystemOne™ undercarriage that is designed to work and wear as a system for longer life and lower costs in abrasive or low/moderate impact applications.
- A broad choice of track shoe designs and widths help you further optimize your machine for performance and longer life.



Serviceability and Customer Support

When uptime counts



Long service intervals and easy maintenance keep the machine up and running to help lower your owning and operating costs.

- Large, hinged door on the left side of the engine compartment for easy access to all regular engine maintenance points.
- Larger access panel to engine oil filter and new panel for easy access to fuel filter.
- Easy ground-level access to hydraulic filters located in the left rear service compartment.
- Grouped maintenance and diagnostic points.
- Ground level access to Diesel Exhaust Fluid fill.
- Updated track roller frame design for easier cleanout.
- Optional bracket mounts to rear of machine to keep a shovel handy.
- Optional onboard refueling pump is designed to make remote fueling from a fuel drum safer and faster.

Cat EMSolutions (Equipment Management Solutions)

EMSolutions lets you take control of your fleet with a solution specific to your equipment management needs. Comprehensive, technology-enabled equipment management – combined with the knowledge and expertise of your Cat dealer – can provide ways to help you achieve gains that go straight to your bottom line.

- Improve availability
- Reduce owning and operating costs
- Streamline maintenance practices
- Maximize equipment life
- Increase resale value

Consisting of five levels of support, from remote access to equipment data to complete, proactive management of your fleet, EMSolutions allows you to choose the amount of support that's right for you.



Renowned Cat Dealer Support

Knowledgeable Cat dealers have a global reputation for providing outstanding sales and service. Maximize your equipment investment with a Customer Support Agreement tailored to meet your business needs. Take advantage of preventive maintenance programs like Custom Track Service, Scheduled Oil Sampling (S-O-SSM) analysis, and guaranteed maintenance contracts. Cat dealers can even help you with operator training to help boost your profits.

When you need repairs, Cat dealers and our unmatched Caterpillar distribution network excel at getting you the right parts you need quickly.

Your Cat dealer can also help you maximize your equipment investment with services like Cat Reman parts and Cat Certified Rebuilds. Remanufactured parts offer you the same warranty and reliability as new parts at a fraction of the cost. A Certified Rebuild gives a “second life” for your machine, incorporating the latest engineering updates so you end up with a like-new track loader and a new machine warranty. Caterpillar strives to provide customers the lowest owning and operating costs over the life of their machine.



D6K2 Track-Type Tractor Specifications

Engine

Engine Model	Cat C4.4 ACERT with twin turbo	
Emissions	Tier 4 Final/Stage IV/ Korea Tier 4	
Engine Power (maximum)		
SAE J1995	119 kW	160 hp
ISO 14396	117 kW	157 hp
ISO 14396 (DIN)	159 hp	
Net Power (Rated)		
SAE J1349	95 kW	128 hp
ISO 9249	97 kW	130 hp
ISO 9249 (DIN)	132 hp	
Bore	105 mm	4.13 in
Stroke	127 mm	4.99 in
Displacement	4.4 L	268.5 in ³

- All non road Tier 4 Interim and Final, Stage IIIB and IV, and Korea Tier 4 diesel engines are required to use only Ultra Low Sulfur Diesel (ULSD) fuels containing 15 ppm EPA/10 ppm EU (mg/kg) sulfur or less. Biodiesel blends up to B20 (20% blend by volume) are acceptable when blended with 15 ppm (mg/kg) sulfur or less ULSD. B20 should meet ASTM D7467 specification (biodiesel blend stock should meet Cat biodiesel spec, ASTM D6751 or EN 14214). Cat DEO-ULS™ or oils that meet the Cat ECF-3, API CJ-4, and ACEA E9 specification are required. Consult your OMM for further machine specific fuel recommendations.
- Diesel Exhaust Fluid (DEF) used in Cat Selective Catalytic Reduction (SCR) systems must meet the requirements outlined in the International Organization for Standardization (ISO) standard 22241.
- Engine ratings at 2,200 rpm
- Net power advertised is the power available at the engine flywheel when the engine is equipped with the air cleaner, alternator, A/C compressor at full load and cooling fan at maximum speed.
- No engine derating required up to 3000 m (9,840 ft) altitude; beyond 3000 m (9,840 ft) automatic derating occurs.

Transmission – Travel Speed

Transmission Type	Hydrostatic	
Forward	0-10 km/h	0-6.2 mph
Reverse	0-10 km/h	0-6.2 mph

Service Refill Capacities

Fuel Tank	260 L	69 gal
DEF Tank	19 L	5 gal
Cooling System	30 L	7.9 gal
Engine Crankcase	11 L	2.9 gal
Final Drives (each XL and LGP)	18.5 L	4.9 gal
Hydraulic Tank	64 L	16.9 gal

Weights

Operating Weight		
XL	13 271 kg	29,258 lb
LGP	13 909 kg	30,664 lb
Shipping Weight		
XL	12 996 kg	28,651 lb
LGP	13 634 kg	30,058 lb

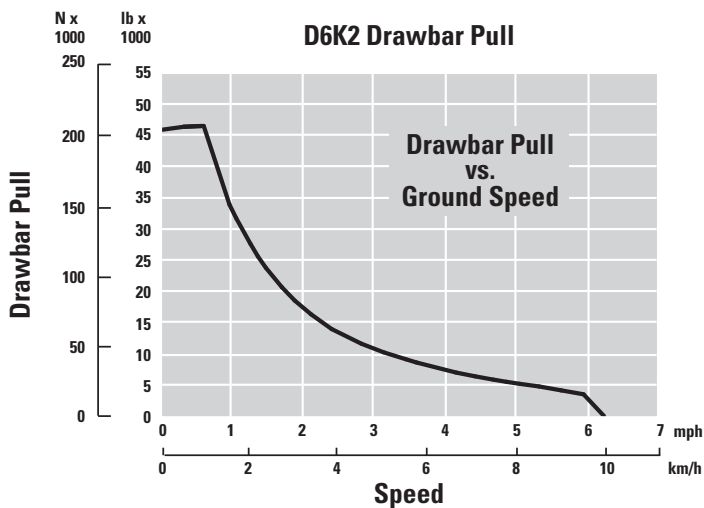
- Weights: includes pumps, operator controls, oil, mounting brackets and spacers.
- Operating weights: includes EROPS, A/C, lights, VPAT Dozer, transmission, drawbar, engine enclosure, 3-valve hydraulics, 100% fuel, Cat Comfort Series air suspension seat and operator.
- Shipping weights: includes EROPS, A/C, lights, VPAT Dozer, transmission, drawbar, engine enclosure, 3-valve hydraulics, 10% fuel, Cat Comfort Series air suspension seat.

Undercarriage

Width of Shoe		
XL	560 mm	22 in
LGP	760 mm	30 in
Shoes/Side – XL/LGP	40	
Grouser Height		
MS Shoe	48 mm	1.9 in
ES Shoe	57 mm	2.2 in
Track Gauge		
XL	1770 mm	70 in
LGP	2000 mm	79 in
Track on Ground – XL/LGP	2645 mm	104 in
Ground Contact Area		
XL	3 m ²	4650 in ²
LGP	4 m ²	6200 in ²
Ground Pressure		
XL (ISO 16754)	39.8 kPa	5.77 psi
LGP (ISO 16754)	30.6 kPa	4.44 psi
Track Rollers/Side – XL/LGP	8	

D6K2 Track-Type Tractor Specifications

Drawbar Pull



Blades

Blade Type	VPAT, VPAT Foldable*	
Blade Capacity		
XL, VPAT	3.26 m ³	4.26 yd ³
LGP, VPAT	3.81 m ³	4.98 yd ³
Blade Width Over End Bits		
XL, VPAT	3196 mm	10.5 ft
LGP, VPAT	3682 mm	12.0 ft

*VPAT foldable blades have the same capacity and width as the XL/LGP VPAT blades.

Ripper

Type Fixed	Parallelogram	
Pocket Spacing	896 mm	35.3 in
Shank Gauge	1792 mm	70.6 in
Shank Section	58.5 × 138 mm	2.3 × 5.4 in
Number of Pockets	3	
Overall Beam Width	1951 mm	76.8 in
Beam Cross Section	165 × 211 mm	6.5 × 8.3 in
Maximum Penetration Force		
XL	42.2 kN	9,480 lb
LGP	45.1 kN	10,138 lb
Maximum Pry-out Force		
XL	166.7 kN	37,480 lb
LGP	166.7 kN	37,480 lb
Maximum Penetration – XL and LGP	360 mm	14.2 in
Weight with One Shank	845 kg	1,863 lb
Each Additional Shank	34 kg	75 lb

Winch

Winch Model	PA50	
Winch Drive	Hydrostatic	
Weight*	907 kg	2,000 lb
Winch and Bracket Length	845 mm	33.2 in
Winch Case Width	740 mm	29.1 in
Drum Diameter	205 mm	8 in
Drum Width	274 mm	11 in
Flange Diameter	457 mm	18 in
Drum Capacity (recommended rope)	93 m	306 ft
Drum Capacity (optional rope)	67 m	220 ft
Rope Recommended Diameter	19 mm	0.75 in
Optional Cable Size	22 mm	0.87 in
Cable Ferrule Size (O.D.)	54 mm	2.13 in
Cable Ferrule Size (length)	67 mm	2.63 in
Maximum Bare Drum		
Line Pull	222.4 kN	50,000 lbf
Line Speed	38 m/min	124 ft/min
Maximum Full Drum		
Line Pull	115.7 kN	26,000 lbf
Line Speed	70 m/min	230 ft/min

*Weight includes: pump, operator controls, oil, mounting brackets and spacers.

D6K2 Track-Type Tractor Specifications

Standards

ROPS/FOPS

- ROPS (Rollover Protective Structure) offered by Caterpillar for the machine meets ROPS criteria ISO 3471:2008.
- FOPS (Falling Object Protective Structure) meets ISO 3449-2005 Level II.

Brakes

- Brakes meet the standard ISO 10265:2008.

Sound and Vibration Information

- The declared dynamic operator sound pressure level is 76 dB(A) when “ISO 6396:2008” is used to measure the value for an enclosed cab. The measurements were conducted at the maximum engine cooling fan speed. The sound level may vary at different engine cooling fan speeds. The cab was properly installed and maintained. The measurements were conducted with the cab doors and the cab windows closed.
NOTE: The dynamic operator sound pressure level uncertainty is ± 2 dB(A).
- Hearing protection may be needed when the machine is operated with an open operator station, in a noisy environment, or with a cab that is not properly maintained.
- The guaranteed exterior sound power level is 109 dB(A) when the value is measured according to the dynamic test procedures and the conditions that are specified in “ISO 6395:2008.” The measurements were conducted at the maximum engine cooling fan speed. The sound level may vary at different engine cooling fan speeds.

Sound Level Information for Machines in European Union Countries and in Countries that Adopt the “EU Directives.” The information below applies to only the machine configurations that have the “CE” mark on the Product Identification Plate.

- If equipped, the certification label – 109 dB(A) – is used to verify the environmental sound certification of the machine to the requirements of the European Union. The value that is listed on the label indicates the guaranteed exterior sound power level (L_{WA}) at the time of manufacture for the conditions that are specified in “2000/14/EC.”

Sustainability

Engine Emissions

- Fully complies with Tier 4 Final/Stage IV/Korea Tier 4 emission standards

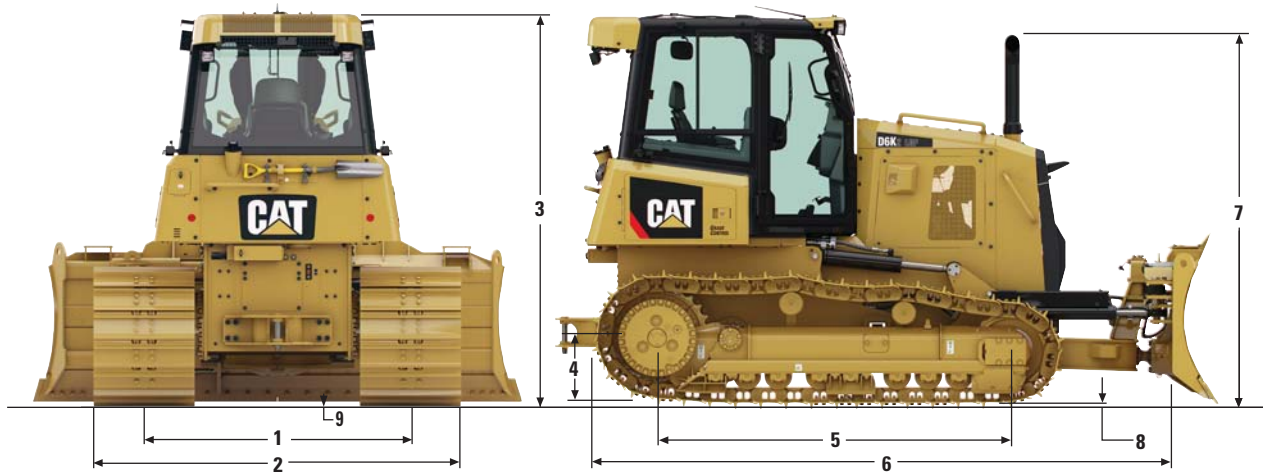
Vibration Levels

- The hand/arm vibration of this machine is below 2.5 m/s^2 , for an experienced operator in a dozing application.
- The whole body vibration information is available in Operation and Maintenance Manual SEBU8257, “The European Union Physical Agents (Vibration) Directive 2002/44/EC,” and in Pocket Guide HEGQ3339 “Driving Down Vibration,” available from your local Cat dealer.
- Operator’s seat meets the input “spectral class EM6” according to ISO 7096:2000. Seat has a transmissibility factor of “SEAT<0.7.”

D6K2 Track-Type Tractor Specifications

Dimensions

All dimensions are approximate.



Tractor Dimensions

	XL		LGP	
1 Track Gauge	1770 mm	70 in	2000 mm	79 in
2 Width of Tractor	With the Following Attachments:			
Standard Shoes without Blade	2330 mm	92 in	2760 mm	109 in
Standard Shoes with VPAT Blade Angled 25°	2896 mm	114 in	3337 mm	131 in
Standard Shoes with Foldable Blade in Transport Position	2364 mm	93 in	2850 mm	112 in
3 Machine Height from Tip of Grouser (ROPS cab)	2965 mm	117 in	2965 mm	117 in
4 Drawbar Height (center of clevis)	From Ground Face of Shoes			
	517 mm	20 in	517 mm	20 in
5 Length of Track on Ground	2645 mm	104 in	2645 mm	104 in
6 Length of Basic Tractor (with C-frame/drawbar)	4618 mm	182 in	4618 mm	182 in
With the Following Attachments, Add to Basic Tractor Length:				
Ripper	815 mm	32 in	815 mm	32 in
PA50 Winch	354 mm	14 in	354 mm	14 in
VPAT Blade, Straight	382 mm	15 in	382 mm	15 in
VPAT Blade, Angled 25° (standard and foldable)	1012 mm	40 in	1012 mm	40 in
7 Height Over Stack from Tip of Grouser	2840 mm	112 in	2840 mm	112 in
8 Height of Grouser	MS Shoes			
	48 mm	1.9 in	48 mm	1.9 in
				ES Shoes
	57 mm	2.2 in	57 mm	2.2 in
9 Ground Clearance from Ground Face of Shoe (per SAE J1234)	350 mm	14 in	350 mm	14 in

D6K2 Standard Equipment

Standard Equipment

Standard equipment may vary. Consult your Cat dealer for details.

POWER TRAIN

- Cat C4.4 ACERT diesel engine turbocharged
- Tier 4 Final/Stage IV/Korea Tier 4 Certified Engine with Aftertreatment
- Aftercooler, Air to Air (ATAAC)
- Glowplug starting aid
- 3000 meter altitude operation capability without derating
- Hydraulically driven, variable speed fan
- Aluminum bar plate cooling system (radiator, power train, aftercooler)
- Air cleaner with integrated precleaner, dust ejector and under hood air intake
- Dual path, electronic control, closed-loop hydrostatic transmission
- Electric fuel priming pump
- Fuel/water separator
- Automatic Traction Control
- Programmable/selectable bi-directional speed control
- Engine Idle Shutdown
- Auto Engine Speed Control

TECHNOLOGY PRODUCTS

- Cat Slope Assist
- Cat Stable Blade
- Cat Slope Indicate
- Product Link* ready cellular or satellite

UNDERCARRIAGE

- SystemOne or Heavy Duty undercarriage
- Center tread, sprocketed idler with SystemOne, standard idler with HD
- Lifetime lubricated track rollers (8) and idlers
- Carrier rollers (2)
- Hydraulic track adjusters
- Guards, front/rear guiding
- Replaceable sprocket rim segments

HYDRAULICS

- Three valve hydraulics
- Load sensing hydraulics

ELECTRICAL

- Horn
- Back-up alarm
- 12V converter, 10A
- Diagnostic connector
- Batteries, heavy duty, maintenance free, 900 CCA
- Integrated lights (4 front, 2 rear)
- 100 Amp alternator (24 volt)
- 24V electric starter

OPERATOR ENVIRONMENT

- ROPS/FOPS Cab
- Integrated A/C with automatic temperature control
- Seat, air suspended, cloth for cab
- Seat belt, retractable 76 mm (3 in)
- Foot pads, dash
- Color graphic 178 mm (7 in)
- Travel speed limiter, electronic
- Engine RPM and gear display
- Hour meter, electronic
- Engine air cleaner service indicator, electronic
- Water-in-fuel indicator, electronic
- Throttle switch, rotary
- Eco mode
- Controls, seat mounted, fore/aft adjustment
- Armrests, adjustable
- Mirror, rearview, inside
- Single pedal combining deceleration and braking functions
- Independent forward/reverse speed settings
- Power port, 12 volt
- Coat hook
- Storage compartment
- Cup holder
- Floor mat, rubber, heavy duty
- Intermittent wiper
- 12V radio ready (plug and play)

FLUIDS

- Antifreeze coolant (-37° C/-34.6° F)
- Extended life coolant

OTHER STANDARD EQUIPMENT

- C-frame, variable pitch link, hydraulic cylinders and lines
- Engine enclosures
- Hinged radiator louvered grill
- Swing-out radiator fan
- Front pull device
- Rigid drawbar
- Vandalism protection
- Ecology drains (engine, power train and implement oil, engine coolant)
- Scheduled Oil Sampling (S·O·S) ports (engine, power train and implement oil)
- Heavy duty crankcase guard

INSTRUCTIONS

- Warning decals, ANSI, are included for machines in the U.S.A. only.

*Product Link licensing not available in all areas. Please consult your Cat dealer for details.

Optional Equipment

Optional equipment may vary. Consult your Cat dealer for details.

POWER TRAIN

- Fan, demand, reversing

UNDERCARRIAGE

- XL, SystemOne
- XL, Heavy Duty
- LGP, SystemOne
- LGP, Heavy Duty

TRACKS (40 SECTIONS)

- Track Pairs, XL, SystemOne
 - Track, 510 mm (20 in), Moderate Service, XL
 - Track, 510 mm (20 in), Extreme Service, XL
 - Track, 560 mm (22 in), Moderate Service, XL
 - Track, 560 mm (22 in), Extreme Service, XL
- Track Pairs, XL, Heavy Duty
 - Track, 510 mm (20 in), Extreme Service, XL
 - Track, 560 mm (22 in), Extreme Service, XL
- Track Pairs, LGP, SystemOne
 - Track, 760 mm (30 in), Moderate Service, LGP
 - Track, 760 mm (30 in), Extreme Service, LGP
- Track Pairs, LGP, Heavy Duty
 - Track, 760 mm (30 in), Extreme Service, LGP
 - Track, 760 mm (30 in), Self-Cleaning, LGP

TRACK GUIDING GUARDS

- Guard, track guiding, center
- Guard, track guiding, front/rear
- Guard, track guiding, full length

OPERATOR ENVIRONMENT

- Cab, Comfort Package
- Cab, Comfort Package, Heavy Duty
- Suspension seat, heated and ventilated with heated joystick handles
- Visibility kit, single rear vision camera
- Radio, AM/FM/AUX/USB/Bluetooth

HYDRAULICS

- Hydraulic oil, bio

GUARDS AND PROTECTION

- Cab, protection package
- Screen, rear
- Protection package, standard
- Protection package, front
- Protection package, heavy duty

BLADES

- Blade, 3196 mm (126 in) ARO XL
- Blade, 3196 mm (126 in) Foldable ARO XL
- Blade, 3684 mm (145 in) ARO LGP
- Blade, 3684 mm (145 in) Foldable ARO LGP
- Mechanical blade pitch
- Blade power pitch

REAR ATTACHMENTS

- Drawbar
- Ripper, straight teeth
- Ripper, curved teeth
- Counterweight, rear
- Counterweight, additional slabs

REAR ATTACHMENT CONTROL

- Ripper control
- Winch control
- Ripper and winch control
- Ripper and Power Pitch control
- Ripper, Winch and Power Pitch control

TECHNOLOGY PRODUCTS

- AccuGrade Ready
- Product Link Cellular
- Product Link Satellite
- Product Link Cellular and Satellite

FUEL SYSTEMS

- Fuel tank, fast fuel and refill ready

WEATHER PACKAGES AND STARTERS

- Cold Weather Package, 120V
- Cold Weather Package, 240V
- Electrical insulated breather
- Starter standard
- Starter high speed, low temperature

FLUIDS

- Antifreeze, -50°C (-58°F)

ELECTRICAL

- Beacon, rotating

FIELD INSTALLED ATTACHMENTS

- Winch and fairleads
 - PA50 winch, variable speed
 - Fairlead, three rollers
 - Kit, conversion, 4th roller
 - Winch step

MAINTENANCE AND RELATED ATTACHMENTS

- Shovel holder
- Fuel pump, refilling
- Oil change system, high speed

For more complete information on Cat products, dealer services, and industry solutions, visit us on the web at www.cat.com

AEHQ7684 (11-2015)

© 2015 Caterpillar
All rights reserved

Materials and specifications are subject to change without notice. Featured machines in photos may include additional equipment. See your Cat dealer for available options.

CAT, CATERPILLAR, SAFETY.CAT.COM, their respective logos, "Caterpillar Yellow" and the "Power Edge" trade dress, as well as corporate and product identity used herein, are trademarks of Caterpillar and may not be used without permission.

VisionLink is a trademark of Trimble Navigation Limited, registered in the United States and in other countries.

