



# Cat<sup>®</sup> TH417C GC

TELEHANDLER

## Specifications

### Engine

Model	TCD 3.6 L4*
Gross Power	74.4 kW 101 Ch/CV/Ps 100 hp/BHP
Maximum Torque	409 N·m @ 1,600 rpm
Bore	98 mm
Stroke	120 mm
Displacement	3.6 L

\*Meets EU Stage IIIB Emission Standards.

### Weights

Operating Weight with Carriage and Forks	11 940 kg
--	-----------

### Operating Specifications

Rated Load Capacity	4000 kg
Maximum Lift Height	
Stabilizers Up	15 750 mm
Stabilizers Down	17 000 mm
Maximum Forward Reach	12 750 mm
Top Travel Speed	24.6 km/h
Load at Maximum Height	
Stabilizers Up	500 kg
Stabilizers Down	2500 kg
Load at Maximum Reach	
Stabilizers Up	0 kg
Stabilizers Down	500 kg
Outside Turning Radius Over Tires	4010 mm

### Service Refill Capacities

Fuel Tank	150 L
Hydraulic Tank	102 L

### Tires

Standard	14.00-24 TG02
----------	---------------

### Brakes

Service Brakes	Servo assisted front and rear axle brakes
Parking Brakes	Spring actuated hydraulic release

### Hydraulic System

Maximum System Pressure	270 bar
Maximum Pump Flow	100 L/min
Pump Type	Gear pump
Auxiliary Hydraulic Supply	95 L/min

### Transmission Speeds

Forward	
1	5 km/h
2	10.5 km/h
3	24.6 km/h
Reverse	
1	5 km/h
2	10.5 km/h
3	24.6 km/h

### Boom Performance

Boom Up	19.57 seconds
Boom Down	16.13 seconds
Tele In	19.3 seconds
Tele Out	23.3 seconds
Crowd Forward (dump)	3.0 seconds
Crowd Backward	2.77 seconds
Combined	
Up and Out	39.87 seconds
Down and In	26.73 seconds
Drawbar Pull 74.5 kW	85 kN
Bucket Breakout Force to ISO 8313	70 kN
Boom Breakout Force	70 kN

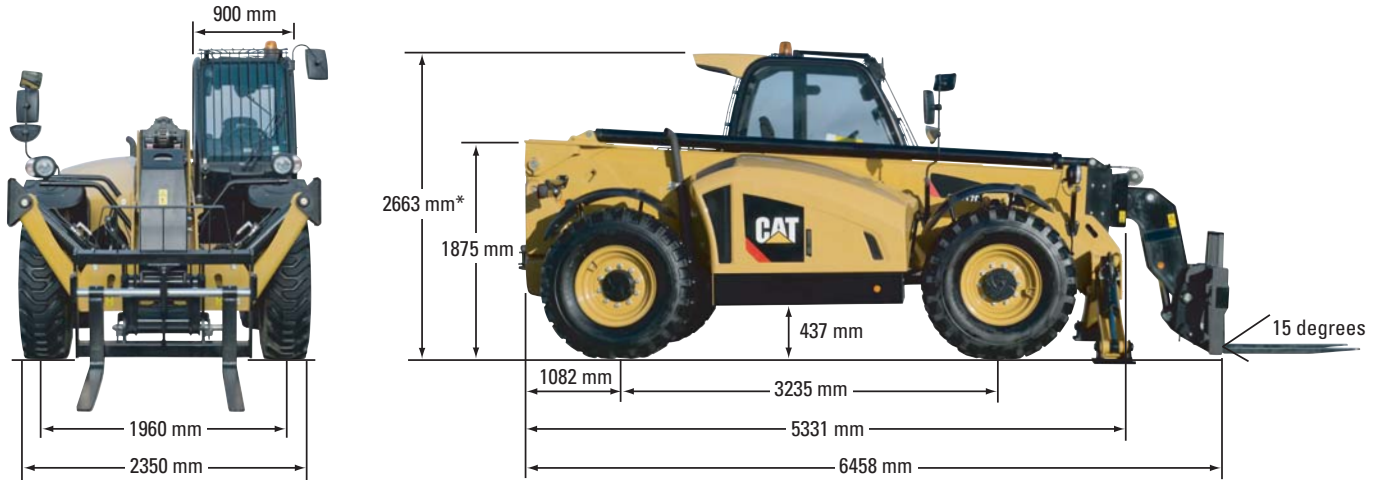
### Sound

Operator Sound	80 dB(A)
Exterior Sound (74.5 kW Engine)	106 dB(A)



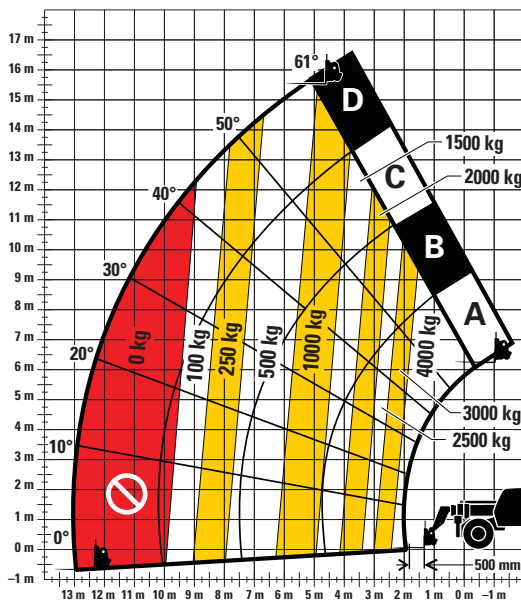
# TH417C GC Telehandler

## Dimensions (All dimensions are approximate.)

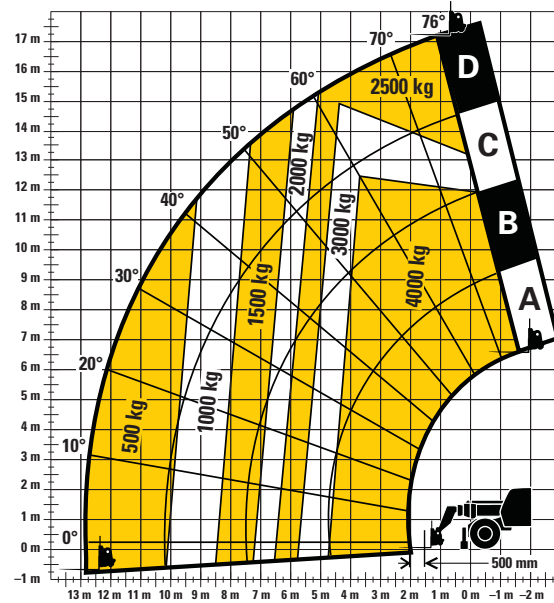


\*to overall height add for the following options: 67 mm for roof guard, 25 mm for air conditioning, 182 mm for beacon

## Load Chart and Dimensions



Stabilizers Up



Stabilizers Down

### IMPORTANT

Rated lift capacities shown are with machine equipped with carriage and pallet forks. The machine must be level on a firm surface with undamaged, properly inflated tires. Machine specifications and stability are based on rated lift capacities at specific boom angles and boom lengths. (If specifications are critical, the proposed application should be discussed with your dealer.)

DO NOT exceed rated lift capacity loads, as unstable and dangerous machine conditions will result.

Use only approved work tools with proper material handler model/work tool load capacity charts displayed.

DO NOT tip the machine forward to determine the allowable load.

Due to continuous product improvements, machine specifications and/or equipment changes may be made without prior notification.

For more complete information on Cat® products, dealer services, and industry solutions, visit us on the web at [www.cat.com](http://www.cat.com)

© 2014 Caterpillar  
All Rights Reserved  
Printed in U.S.A.

Materials and specifications are subject to change without notice. Featured machines in photos may include additional equipment. See your Cat dealer for available options.

CAT, CATERPILLAR, SAFETY.CAT.COM, their respective logos, "Caterpillar Yellow" and the "Power Edge" trade dress, as well as corporate and product identity used herein, are trademarks of Caterpillar and may not be used without permission.

AEHQ7258-01 (09-14)  
Replaces AEHQ7258

