



Cat[®] Pin Grabber Couplers

311–349 EXCAVATORS; M313–M322 WHEELED EXCAVATORS



Europe, Eurasia, Africa & Middle East



Quickly, conveniently change between attachments.

DO MORE WITH YOUR EQUIPMENT

Handle material, compact soil, break rocks, and so much more. Take on new jobs. Expand your new business opportunities.



MAKE YOUR FLEET MORE PRODUCTIVE

One excavator can share a variety of attachments with similar size excavators. Managing your assets just got a little easier.

GET BACK TO WORK

Operator changes attachments in seconds, not minutes. You get back to work sooner, for less down time.


EASY TO USE

The Cat® Pin Grabber Coupler is easy to activate, easy to engage, easy to disengage. Operating procedures are simple and easy to learn. It's the easiest way to improve productivity on every job site.

CONFORMS TO STANDARDS

Couplers meet or exceed applicable safety standards.

- EN 474-1:2006 +A4:2014
- ISO/DIS 13031.2:2014
- Australian Standard AS4772-2008



DO MORE.



Standards
Conformance



BE CONFIDENT.





The Cat® Pin Grabber Coupler helps assure a safe, productive job site.



JOB SITE CONFIDENCE

You can be confident attachments are connected properly, from engagement, while working, to disengagement.

From the operators seat, visual and audible indicators help assure that the attachment is coupled. Your Cat excavator hydraulics, mechanisms inside the coupler, and digging forces all work together to assure the attachment stays engaged.

The Cat Pin Grabber Coupler meets or exceeds applicable safety standards allowing you to work anywhere in the world.

PAYLOAD & POWER

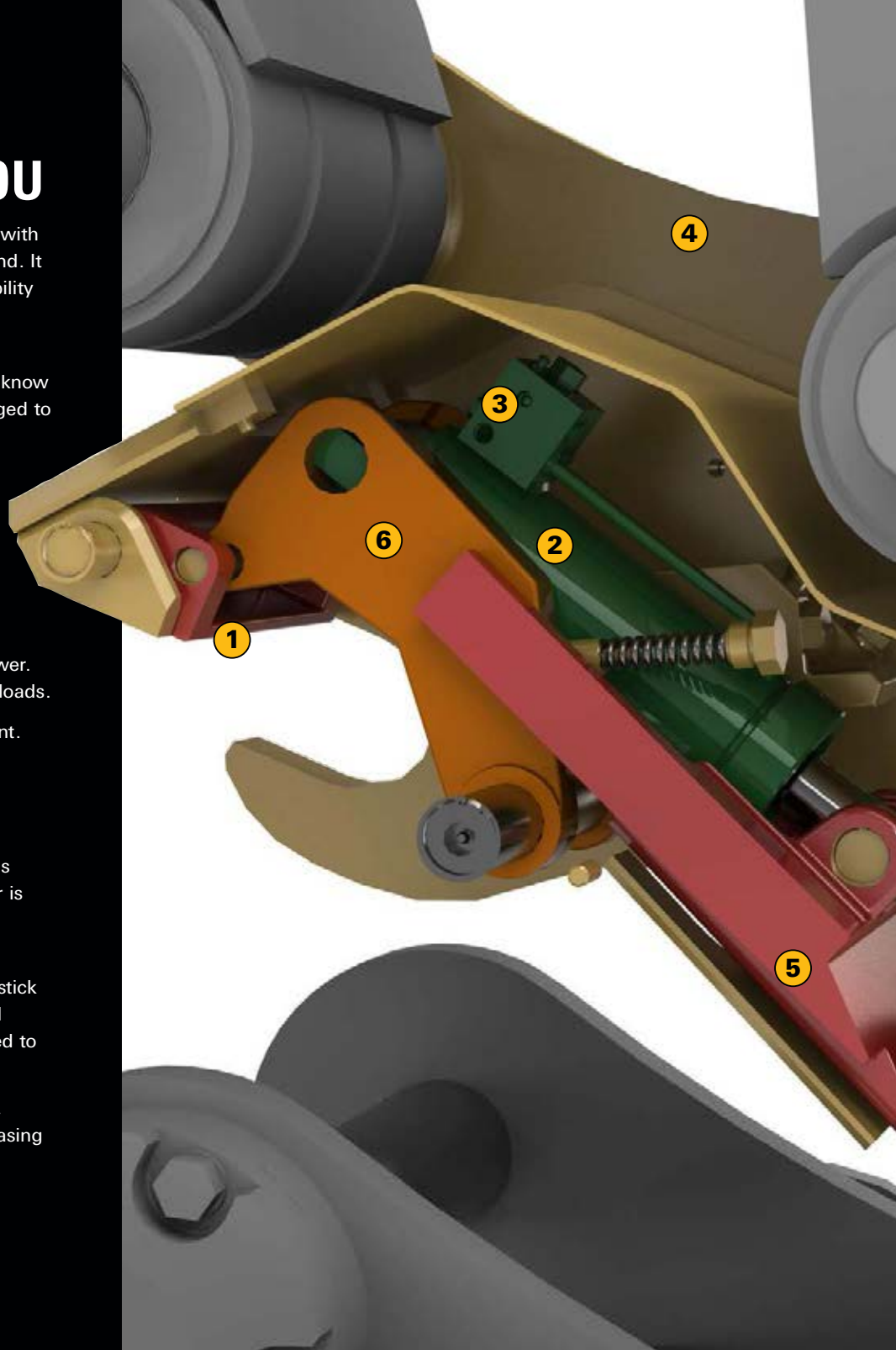
This coupler is weighted right to allow big bucket payloads. Coupler is sized right to maintain excellent breakout force and digging power.




DESIGNED FOR YOU


The Cat® Pin Grabber Coupler was designed with the owner, operator and fleet manager in mind. It will meet your performance, versatility, durability and job site safety requirements.

1. **SECONDARY LATCH** lets the operator know coupler is either open or closed. It's hinged to trap the pin in place.
2. **COMPACT CYLINDER** gives you fast cycle times, contributes to an efficient weight design for big payloads.
3. **CHECK VALVE** maintains cylinder pressure.
4. **SHORT COUPLER PROFILE** maintains excellent breakout force and digging power. Weight efficient design provides big payloads.
5. **PRIMARY WEDGE** blocks pin movement.
6. **TWO SPRING LOADED ARMS** assure secondary latch stays closed.
7. **HIGH STRENGTH STEEL** is used in the coupler frame, abrasion resistant castings utilized in key areas assuring the coupler is built to last.
8. **LIFTING EYE CENTERED ON THE COUPLER**, is in line with the excavator stick for precise placing of items. The internal shape keeps loads from shifting. It's sized to accept a variety of shackle sizes.
9. **GREASING BLOCK** allows one primary, easily accessible grease point. Daily greasing is quick and easy.
10. **SHIELD** covers the coupler and helps keep debris out, simplifying on-the-job maintenance and improving reliability.





Top View



How It Works

Maximize Your Investment

You need productivity, reliability and safe working conditions. Cat® attachments are designed specifically for Cat machinery. Cat attachments are built to unlock the full potential of your equipment's performance and capabilities.

Why risk using a generically designed attachment? We know your needs, understand your business challenges and know Cat equipment like no other. Protect your machinery investment; leverage its performance; harness its hydraulic capability; and maintain safe operating ranges.

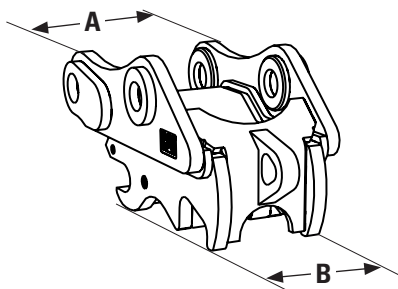
Support when and where you need it! Your local Cat dealer is there to assist with product recommendations, training and on-site service. Plus, get quick access to parts, all backed up by the warranties and product support you demand.

Caterpillar offers the widest range of attachment solutions available. Let us help you find yours...

BUILT FOR IT.™

Cat® Pin Grabber Couplers

Specifications



	312		315		B		CB		DB		TB			
Cat carrier match	311–314		315–318 M313–M318		319–323 M318–M322		324–329		336–340		345–349			
Weight	kg	(lbs)	188	(414)	299	(659)	380	(837)	465	(1,025)	621	(1,370)	944	(2,082)
Width (A)	mm	(in)	381	(15.0)	460	(18.1)	512	(20.2)	550	(21.6)	590	(23.2)	665	(26.2)
Width (B)	mm	(in)	211	(8.3)	271	(10.7)	302	(11.9)	340	(13.4)	380	(15.0)	433	(17.0)
Lift Eye Working Load Limit	kg	(lbs)	10,000	(22,046)	10,000	(22,046)	10,000	(22,046)	14,000	(30,865)	14,000	(30,865)	20,000	(44,092)

Hydraulics

Caterpillar offers hydraulic kits required to operate the coupler. For more information contact your dealer.



Cat Pin Grabber System



Specialty Options



Follow us on Twitter: [@CatAttachments](https://twitter.com/CatAttachments)

HEHQ0206-01 (07-15)

For more complete information on Cat products, dealer services, and industry solutions, visit us on the web at www.cat.com

©2015 Caterpillar
All Rights Reserved

Materials and specifications are subject to change without notice. Featured machines in photos may include additional equipment. See your Cat dealer for available options.

CAT, CATERPILLAR, BUILT FOR IT, their respective logos, "Caterpillar Yellow," and the POWER EDGE trade dress, as well as corporate and product identity used herein, are trademarks of Caterpillar and may not be used without permission.

