

973K

Track Loader



Engine

Engine Power (Maximum)		
SAE J1995	231 kW	310 hp
ISO 14396	228 kW	306 hp
ISO 14396 (DIN)		310 hp

Weights

Operating Weight	28 985 kg	63,900 lb
Operating Weight – Waste Handler	29 175 kg	64,319 lb
Operating Weight – Wide Gauge	32 304 kg	71,218 lb
Operating Weight – Steel Mill	33 699 kg	74,293 lb

973K Features

Fuel Efficiency

A more fuel efficient Cat® C9.3 engine and Eco Mode combine to give you a 10-25 percent reduction in fuel use.*

Performance

Smarter power train management gives you power when you need it and improved implement and steering response.*

Ease of Operation

Cab updates offer added comfort and convenience for operators. Handles and steps make access/egress even easier from the front or the back of the tracks.

Technology

Remote monitoring with Product Link™/VisionLink® helps you manage your fleet more effectively and profitably.

*Compared to the 973D.



Contents

Efficiency and Performance	3
Operator Environment.....	4
Safety	5
Emissions Technology.....	5
Equipped for the Job	6
Serviceability and Customer Support.....	7
Steel Mill Package.....	8
Waste Handler.....	9
Ship Hold Package.....	9
Specifications.....	10
Standard Equipment.....	14
Optional Equipment.....	15

Save money and transport time with one rugged machine for land clearing, digging, grading, truck loading, slope work and more. Crawler loaders give you reduced ground pressure and better traction so you can start the job earlier and work longer in soft underfoot conditions. Purpose-built Waste Handler, Steel Mill and Low Ground Pressure configurations stand up to the toughest applications. This new generation of Cat track loaders brings you all of this, plus improved performance and fuel efficiency.

Efficiency and Performance

Designed to get the job done

Efficient Power

Cat C9.3 engine provides reliable power and more torque at lower engine speed for faster machine response under load.

Reduce fuel use by 10-25 percent with the more efficient engine and Eco Mode that automatically reduces engine speed, but maintains selected ground speed under lighter loads.

Hydrostatic Drive

Enjoy smoother implement/steering response and improved steering performance over the 973D. The electronically controlled hydrostatic drive puts power to the ground more efficiently, giving you fast acceleration and shorter cycle times. Variable displacement pumps and drive motors power each track independently, delivering fast acceleration and infinitely variable speed, smooth turns and counter-rotation.

Hydraulics

Field-proven Load Sensing Hydraulics continuously adjust to maximize your efficiency, offering precise control and reliable power for simultaneous lift, tilt and travel.

Position Sensing Cylinders let you set lift and tilt kickouts for precise load and dump targets using a button in the cab. Linkage can be automatically set to specific positions, and advanced automatic features help make start/stop motions smoother, reducing vibration in the cab.

Cooling System

Single unit cooling system features 6.5 fins per inch to reduce plugging and a simple side-by-side design that reduces debris and makes cleaning easier.

A hydraulic demand fan reduces speed in cooler conditions to conserve power, save fuel and decrease sound levels. An optional reversing fan is available for high debris conditions, and a low speed fan is available to help prevent over-cooling in cold climates.





Updated cab gives operators added comforts like adjustable armrests and controls, improved air conditioning system and a heated/ventilated seat option. The Liquid Crystal Display (LCD) operator interface makes it simple to customize machine performance features and to view machine operating and service information.

Excellent visibility to the bucket and all around the machine helps operators work more confidently, and a rearview camera enhances safety. Reduced engine noise* makes the environment quieter for the operator and others around the worksite.

Cab-mounted heating/ventilation/air conditioning (HVAC) system gives you more cooling capability, and removes the condenser from under the hood for reduced heat and easier service.

**Compared to the 973D.*

Operator Environment

Comfort and productivity

Implement and Steering Controls

- Electro-Hydraulic Implement Controls provide responsive, smooth and precise control of bucket and lift arms.
- Choose from either joystick or two-lever implement controls to match operator preference or application.
- Speed/steering controls are available as either a joystick or as V-lever and foot pedals.
- Optimize speed for the application, especially in lower range, with six ground speed ranges Forward and Reverse.
- A variable throttle control dial lets you use preset engine speeds, customized for operator preference.
- Selectable Electro-Hydraulic maps allow you to set implement response – fine, normal, coarse – to match operator preference or application.
- Hydrostatic Drive system provides quick machine travel speed, on-the-go directional changes and counterrotation.



Safety

Designed with protection in mind

- Handles and steps help operators climb on and off the machine more easily, from the front or the back of the tracks.
- Excellent visibility to the bucket and all around the machine helps operators work more confidently.
- Rear vision camera enhances visibility behind the machine.
- Seat belt indicator gives an alarm and registers fault code through Product Link if the operator fails to buckle up, enhancing job site safety.
- Improved ergonomics, a quieter engine and reduced effort controls help lessen fatigue so operators are better able to remain fresh and focused.



Emissions Technology

Proven, integrated solutions

For regions utilizing U.S. EPA Tier 4 Final/ EU Stage V/ Japan 2014 (Tier 4 Final) emission standards, emissions reduction technology is designed so regeneration runs automatically in the background while you work.

Across a variety of applications, the 973K typically has used Diesel Exhaust Fluid at a rate of 2.5-3 percent of fuel consumption for excellent fluid efficiency. Conveniently refill from ground level when you refuel.

When the machine is turned off, a pump will automatically purge the DEF lines. If engine/ aftertreatment temperatures are high, Delayed Engine Shutdown will activate automatically to cool the machine and then purge the lines. For complete aftertreatment information, please refer to the Operation and Maintenance Manual.



Equipped for the Job

Optimize your machine

Buckets

- **General Purpose** – Loadability and long life in applications like hard bank excavating, stripping, stockpile loading.
- **Multi-Purpose** – Versatility for loading, stripping, clearing, bulldozing, picking up debris, fine grading. Bucket clamps hydraulically to grip or handle other tough-to-grasp materials.
- **Performance Series** – Move up to 10 percent more material per hour.
- **Special Application** – Optimized for waste/landfill and ship hold work.
- **K Series™ Bucket Tooth System** stays sharp, holds tight and allows for simple changes. Lower-profile for optimal sharpness, penetration and digging ability throughout tip life.
- **Quick Coupler** option adds versatility by allowing easy use of forks, buckets, etc. from wheel loaders and other machines.

Undercarriage

Oscillating undercarriage decreases ground shock for increased stability and smoother ride. Heavy Duty track standard for aggressive applications like land clearing, side-slopes or rocky terrain.

For low ground pressure work or added flotation, choose the LGP package with wide gauge undercarriage and wider track shoes and bucket.

Ripper

Multi shank parallelogram ripper adds extra versatility and force to expand the machine's range of applications.





Serviceability and Customer Support

When uptime counts




Ease of Service

- Designed to help you take care of routine maintenance and get back to work.
- Grouped service points located behind large access doors; daily grease points in easy reach at ground level.
- Service mode in the operator display shows hydrostatic and implement pressure for easier troubleshooting and servicing.
- Cooling system access from the engine compartment for easy clean-out.
- Handy bracket holds a shovel for quick undercarriage clean-out.
- Tilt cab allows easy access to drive train and hydraulic systems.

Cat Technologies

- Product Link* is deeply integrated into your machine. Easy access to timely information like machine location, hours and event codes via the online VisionLink user interface can help you manage your fleet and reduce operating costs.

**Product Link not available in all areas. Please consult your Cat dealer for details.*





Steel Mill Package

High temperature performance

Factory designed and installed features equip your loader for the extreme heat and harsh conditions of steel mill work. Maneuverability, visibility and the breakout force needed for fast cycle times make track loaders a rugged and efficient choice for handling slag.

- Specialized heavy duty guarding, insulation, thermal deflectors and high temperature seals throughout the machine.
- Welded side bars reduce thermal distortion of the track roller frame.
- Anti-abrasion guards protect the final drive seals.
- Pressure relief/flash spark arrester on fuel tank cap.
- Steel mill cab with heavy duty, laminated windshield glass.
- Metallic screen on windshield grill to help protect glass and maintain good visibility; hinged for quick cleaning access.
- Metallic shield at bottom of cab doors helps protect windows against slag.
- Specialized heat resistant seals and cab materials.
- Steel plate on top of cab greatly reduces radiant heat transfer into cab.
- High capacity slag bucket reduces cycle times and has larger teeth for longer life.
- Choice of track shoes lets you optimize your loader for traction and to work on paved surfaces.
- Synthetic, fire-resistant hydraulic fluid.





Steel Mill Operating Recommendations

Caterpillar recommends that Steel Mill machines be exposed to hot slag for less than 15 minutes each hour to allow for adequate cooling time between cycles. Typically, two machines per furnace and a backup machine for the site provide the best uptime. The timing, frequency and duration of the work and cooling cycles varies by job site, but exceeding the recommended exposure time will prevent the machine from meeting expected performance levels.

Waste Handler

Designed for durability

- Versatile machine for loading, sorting, excavation and spreading cover, well suited to the landfill or transfer station.
- Specialized guarding, striker bars and seals help protect the machine and components from impact and airborne debris.
- Final Drive guarding helps prevent wrapping and damage.
- Bars help protect windshield and operator from breakage and debris. Cab door guards offer added protection.
- Cooling system is designed for high debris environments and easy cleanout access.
- Specialized air handling features deliver cleaner air to the machine and cab.
- Laminated thermal shields and insulated clean emission module.
- Landfill buckets, equipped with heavy-duty trash rack, offer increased capacity and reduced spillage.
- Center-hole track helps reduce packing. Choose from a variety of shoe types and widths to optimize the loader for your application.
- Optional rear vision camera enhances visibility behind the machine.
- Extreme Service package provides even more guarding to equip the machine for tougher work like demolition and transfer station.
- Enhanced Cleaning Package reduces cleaning time with a wide gauge undercarriage and standard shoes to allow debris to pass through more easily.



Ship Hold Package

High reach and maneuverability

Optimal combination of traction, high reach and machine balance makes track loaders ideal for working in ship holds and port handling duties.

- Specialized implements, like coal buckets and trim blades, help you sweep down walls and handle a variety of materials.
- Quick coupler option adds versatility with easy use of forks, buckets and other attachments from compatible machines.
- Specialized sealing, guards and bumpers help protect key components.
- Front and rear eyes widely spaced for stability during lifting.
- Added lighting packages help illuminate the work area.

Note: Ship hold package available by custom order. Please consult your Cat dealer for availability.

973K Track Loader Specifications

Engine

Engine Model	Cat C9.3	
Engine Power (Maximum)		
SAE J1995	231 kW	310 hp
ISO 14396	228 kW	306 hp
ISO 14396 (DIN)	310 hp	
Net Power (Rated)		
ISO 9249/SAE J1349	205 kW	275 hp
ISO 9249/SAE J1349 (DIN)	278 hp	
Bore	115 mm	4.5 in
Stroke	149 mm	5.9 in
Displacement	9.3 L	567 in ³

- Engine ratings at 1,800 rpm.
- No derating required up to 2164 m (7,200 ft) altitude.
- All nonroad Tier 4 Interim and Final, Stage IIIB, IV and V, Japan 2014 (Tier 4 Final) and Korea Tier 4 Final diesel engines are required to use only Ultra Low Sulfur Diesel (ULSD) with 15 ppm (mg/kg) of sulfur or less, or up to B20 biodiesel blended with ULSD. B20 should meet ASTM D7467 specification (biodiesel blend stock should meet Cat biodiesel spec, ASTM D6751 or EN 14214). Cat DEO-ULS™ or oils that meet the Cat ECF-3, API CJ-4, and ACEA E9 specification are required. Consult your OMM for further machine specific fuel recommendations.
- Diesel Exhaust Fluid (DEF) used in Cat Selective Catalytic Reduction (SCR) systems must meet the requirements outlined in the International Organization for Standardization (ISO) standard 22241.

Drive System

Maximum Travel Speed	11 km/h	6.8 mph
Type	Hydrostatic drive with infinite machine speeds up to 11 km/h (6.8 mph)	
Drive Pump	Two, variable displacement, slipper type axial piston pumps	
Track Motor	Two, variable displacement, bent axis piston motors	
Maximum System Pressure	45 000 kPa	6,527 psi

Undercarriage

Track Shoe Type	Double Grouser, Extreme Service	
Track Shoe Width – Standard	550 mm	21.6 in
Track Shoe Width – Optional	675 mm	26.6 in
Track Shoe Width – Wide Gauge	830 mm	32.7 in
Track Rollers – Each Side	7	
Number of Shoes – Each Side	40	
Track on Ground	2930 mm	115.3 in
Ground Contact Area (ISO 16754:2008)		
Standard Shoe – 550 mm (21.6 in)	3.66 m ²	5,673 in ²
Optional Shoe – 675 mm (26.6 in)	4.49 m ²	6,960 in ²
Wide Gauge – 830 mm (32.7 in)	5.53 m ²	8,572 in ²
Ground Pressure* (ISO 16754:2008)		
Standard Shoe – 550 mm (21.6 in)	77.6 kPa	11.3 psi
Optional Shoe – 675 mm (26.6 in)	64.4 kPa	9.3 psi
Wide Gauge – 830 mm (32.7 in)	57.3 kPa	8.3 psi
Grouser Height – Double Grouser	49 mm	1.9 in
Track Gauge	2160 mm	85 in
Link Pitch	215.9 mm	8.5 in

* Calculated using operating weight with GP bucket, teeth and segments.

Service Refill Capacities

Fuel Tank	384 L	101.5 gal
Cooling System	44 L	11.6 gal
Crankcase (with filter)	26 L	6.9 gal
Final Drives (each)	28.5 L	7.5 gal
Hydraulic Tank	349 L	92.2 gal
Pivot Shaft	3 L	0.8 gal
DEF Tank	35 L	9.2 gal

Air Conditioning System

The air conditioning system on this machine contains the fluorinated greenhouse gas refrigerant R134a (Global Warming Potential = 1430). The system contains 1.1 kg of refrigerant which has a CO₂ equivalent of 1.573 metric tonnes.

Electrical System

Type	24V DC
Battery Capacity	1,400 CCA
Battery Voltage	12
Battery Quantity	2
Alternator	95 Amp, Heavy-Duty, Brushless

973K Track Loader Specifications

Weights

	Operating Weight		Shipping Weight	
	kg	lb	kg	lb
Standard	28 985	63,900	26 520	58,466
Waste Handler	29 175	64,319	26 710	58,884
Wide Gauge	32 304	71,218	29 683	65,303
Steel Mill	33 699	74,293	28 621	63,097

- Operating Weight: Includes coolant, lubricants, 100% fuel tank, ROPS/FOPS cab, General Purpose bucket with long bolt-on teeth and segments and 75 kg (165 lb) operator.
 - Shipping Weight: Includes coolant, lubricants, 10% fuel tank, ROPS/FOPS cab and no bucket.
- NOTE: Subtract approximately 295 kg/650 lb for machines not equipped with Tier 4 Final/Stage V emissions reduction technology.

Buckets

	Capacity		Width	
	m ³	yd ³	mm	in
General Purpose	3.2	4.2	2974	117
Performance Series	3.8	5.0	2982	117
Multi-Purpose	3.0	4.0	2946	116
Landfill	4.9	6.4	2974	117
Slag	3.0	4.0	2846	112

Bucket Cycle Times

Lift	6.2 seconds
Power Down	4.0 seconds
Float Down	2.0 seconds
Dump at Maximum Height (from full rackback)	1.8 seconds
Rackback at Maximum Height (from full dump)	2.8 seconds

Ripper Specifications

Type	Parallelogram	
Number of Pockets	3	
Overall Width/Beam	2200 mm	86.6 in
Shank Cross Section	74 × 175 mm	2.9 × 6.9 in
Ground Clearance	888 mm	35.0 in
Penetration	397 mm	15.6 in
Ripping Width	1840 mm	72.4 in
Penetration Force at Ground Level	100 kN	22,500 lbf
Cylinders – Bore	130 mm	5.1 in
Cylinders – Stroke	236 mm	9.3 in
Added Machine Length with Ripper in Transport Position	586 mm	23.1 in
Ramp Angle	28.5 degrees	
Ripper Weight (with three shanks)	1700 kg	3,748 lb

Hydraulic System – Implement

Type	Closed Center Load Sensing
Output	379 L/min 100 gal/min
Relief Valve Setting	27 500 kPa 3,988 psi

Standards

ROPS/FOPS

- ROPS (Rollover Protective Structure) offered by Caterpillar for the machine meets ROPS criteria ISO 3471:2008.
- FOPS (Falling Object Protective Structure) meets ISO 3449-2005 Level II.

Brakes

- Brakes meet the standard ISO 10265:2008.

Sound and Vibration Information

- The declared dynamic operator sound pressure level when “ISO 6396:2008” is used to measure the value for an enclosed cab. The measurements were conducted at 80% of the maximum engine cooling fan speed. The sound level may vary at different engine cooling fan speeds. The cab was properly installed and maintained. The measurements were conducted with the cab doors and the cab windows closed.

NOTE: The dynamic operator sound pressure level uncertainty is ± 2 dB(A).

973K¹ 75 dB(A)

973K 76 dB(A)

- Sound Level Information for Machines in European Union Countries and in Countries that Adopt the “EU Directives”: If equipped, the certification label is used to verify the environmental sound certification of the machine to the requirements of the European Union. The value that is listed on the label indicates the guaranteed exterior sound power level (L_{WA}) at the time of manufacture for the conditions that are specified in “2000/14/EC.”

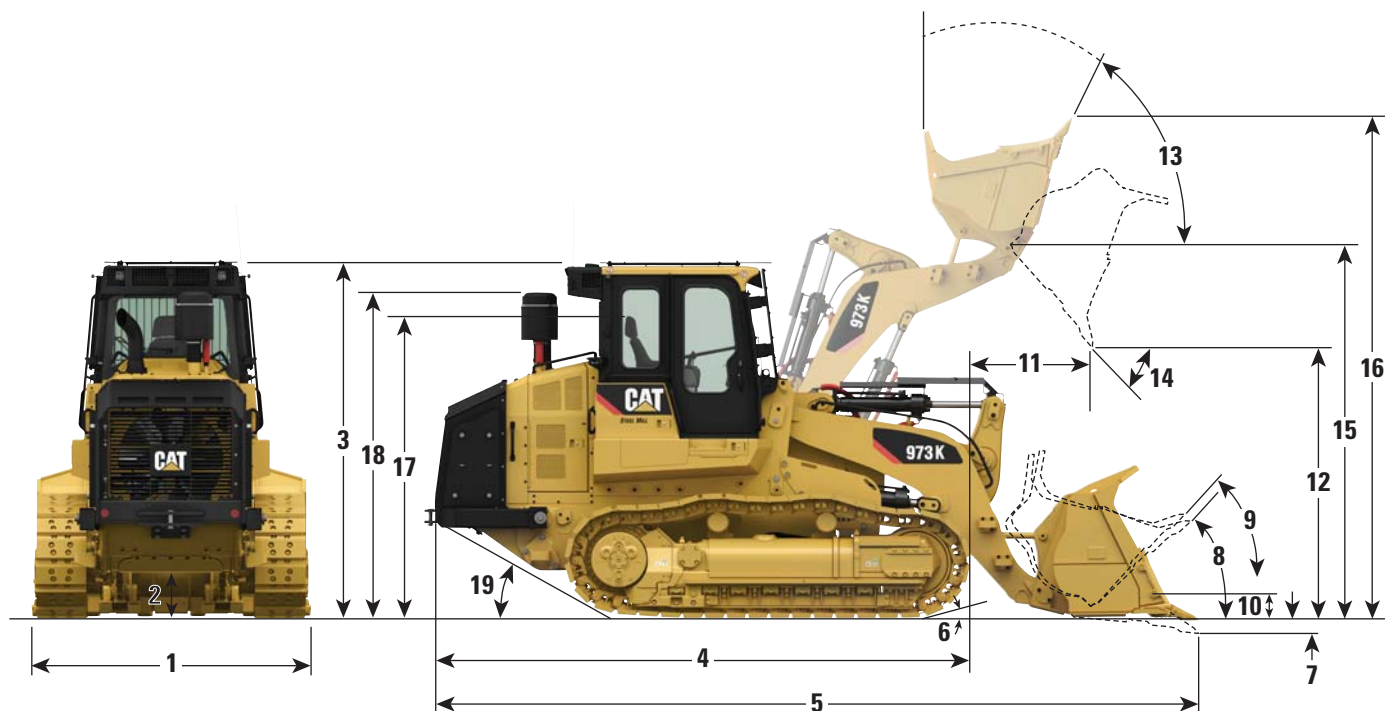
973K¹ 111 dB(A)

- ¹ Machine equipped with Tier 4 Final/Stage V emissions reduction technology.

973K Track Loader Specifications

Dimensions

All dimensions are subject to change without notice.



1 Overall Machine Width without Bucket:

With Standard Tracks – 550 mm (21.6 in) Shoes	2710 mm	106.7 in
With Tracks – 675 mm (26.6 in) Shoes	2835 mm	111.6 in
With Wide Gauge Tracks – 830 mm (32.7 in) Shoes	3145 mm	123.8 in
2 Ground Clearance	469 mm	18.5 in
3 Machine Height to Top of Cab	3510 mm	138.2 in
4 Length to Front of Track	5323 mm	209.6 in
5 Overall Machine Length*	7579 mm	298.4 in
6 Carry Position Approach Angle	15°	
7 Digging Depth*	158 mm	6.2 in
8 Maximum Rollback at Ground	43°	
9 Maximum Rollback in Carry Position	47°	
10 Bucket Height in Carry Position	483.5 mm	19 in
11 Reach at Full Lift Height and 45° Dump*	1366 mm	53.8 in
12 Clearance at Full Lift Height and 45° Dump*	2952 mm	116.2 in
13 Maximum Rollback, Fully Raised	59°	
14 Maximum Dump, Fully Raised	49°	
Grading Angle	85°	
15 Height to Bucket Hinge Pin	4218 mm	166.1 in
16 Overall Machine Height, Bucket Fully Raised	5752 mm	226.5 in
17 Height to Top of the Seat with Headrest	2988 mm	117.6 in
18 Height to Top of the Stack	3069 mm	120.8 in
19 Ramp Angle	29°	

*With General Purpose bucket Performance with heavy duty teeth.

Dimensions vary with bucket. Refer to Operating Specifications chart.

973K Track Loader Specifications

Operating Specifications

		General Purpose Bucket	Multi-Purpose Bucket	Flush Mounted Teeth	Performance Series	
					General Purpose Bucket	Flush Mounted Teeth
Attachments on Bucket Cutting Edge		Long Teeth & Segments	Long Teeth & Segments	Long Teeth	Long Teeth & Segments	Long Teeth
Bucket Weight	kg	2090	3453	1823	2627	2423
	lb	4,608	7,612	4,019	5,793	5,342
Rated Capacity Nominal Heaped	m ³	3.2	3.0	3.0	3.8	3.6
	yd ³	4.2	4.0	4.0	5.0	4.7
Rated Capacity 110% Fill Factor	m ³	—	—	—	4.2	4.0
	yd ³	—	—	—	5.5	5.5
Bucket Width Overall*#	mm	2974	2946	2990	2982	117
	in	117	116	118	2,990	118
Teeth		**	**	**	**	**
Machine Dimensions and Weights						
16† Overall Operating Height*	mm	5667	5918	5667	5752	5752
	in	223	233	223	226	226
12† Clearance at 45° Dump Maximum Lift*	mm	2994	2820	3024	2952	3002
	in	118	111	119	116	118
11† Reach at 45° Dump Maximum Lift*	mm	1324	1261	1327	1366	1416
	in	52	50	52	54	56
Reach with Lift Arm Horizontal and Bucket Level	mm	2760	2929	2766	2819	2840
	in	109	115	109	111	112
5† Overall Length – Bucket Level on Ground*	mm	7520	7689	7520	7579	7600
	in	296	303	296	298	299
7† Digging Depth*	mm	147	258	117	158	128
	in	6	10	5	6	5
14† Full Dump at Maximum Lift*	deg	49	48	49	49	49
10† Carry Height*	mm	353	353	353	353	353
	in	13.9	13.9	13.9	13.9	13.9
9† Rackback at Carry*	deg	46	47	46	46	46
8† Rackback at Ground*	deg	41	43	41	41	41
Static Tipping Load Minimum*##	kg	23 057	21 694	23 324	22 520	22 724
	lb	50,832	47,827	51,420	49,648	50,098
Breakout with Tilt Cylinders Level at Ground*	N	239 715	189 472	265 584	221 696	241 184
	lbf	53,888	42,593	59,703	49,837	54,218
Operating Weight with Bucket##	kg	28 985	30 348	28 718	29 522	29 318
	lb	63,900	66,905	63,312	65,084	64,634

*SAE J732 JUN92.

**Eight bolt-on with replaceable tips.

#Width at cutting edge.

##Full fuel, 75 kg (165 lb) operator, standard machine. Subtract 295 kg/650 lb for machines not equipped with Tier 4 Final/Stage V emissions reduction technology.

†See corresponding illustration on dimension chart.

973K Standard Equipment

Standard Equipment

Standard equipment may vary. Consult your Cat dealer for details.

POWER TRAIN

- Cat C9.3 diesel engine
- Turbocharged with ATAAC
- Modular cooling system for engine air intake, oil and water
- Radiator fan, electronically controlled, hydraulically driven, temperature sensing, on demand
- Electro Hydrostatic Control (EHC) for transmission with travel and work modes
- Fuel cooler
- Water separator
- Air cleaner dry-type, axial seal with integral precleaner and dust ejection system, electronic filter condition indicator
- Caterpillar extended life coolant

UNDERCARRIAGE

- Caterpillar heavy duty tracks
- Track guiding guards, end section
- Track adjuster, hydraulic
- Sprocket rims, with replaceable bolt-on tough steel segments
- Guards, sprocket
- Seven track rollers, two upper carrier rollers per track, lifetime lubricated
- Idlers, conventional type, lifetime lubricated
- Oscillating track roller frames
- Track master link

ELECTRICAL

- Alternator, 24 volt, heavy duty brushless
- Backup alarm
- Electric horn
- Two heavy duty batteries, high output, maintenance free, 1,400 CCA
- Switch, main disconnect
- Starter, electric (heavy duty, 24 volt)

OPERATOR ENVIRONMENT

- Pressurized, sound suppressed, ROPS/FOPS cab with sealed front windshield, tinted glass and right side sliding window
- Air conditioning and heating
- Heater/defroster with automatic temperature control
- Electro Hydraulic, seat mounted control levers
- Rear vision camera
- Seat belt, retractable, with buckling indicator on dash
- Electronic Monitoring System with gauges for:
 - Engine coolant temperature
 - Hydraulic oil temperature
 - Fuel level
 - Diesel Exhaust Fluid level (when equipped)
- Mirror, rearview, inside adjustable
- Radio ready
 - Includes 24 to 12 volt converter, speakers, antenna and two 12V power outlets
- Coat hook
- Storage compartments under left armrest
- Document holder on right console
- Floor mat, rubber, heavy duty
- Windshield washers and wipers, multiple speed front and rear
- Durable metal roof
- Parking brake switch and “brake-on” indicator light

OTHER STANDARD EQUIPMENT

- Sound suppression, exterior
- Z-bar loader linkage
- Load sensing variable displacement implement pump
- Implement cylinders with position sensors
- Operator programmable lift and tilt kickouts
- Engine enclosure with lockable doors
- Radiator core 6.5 fins-per-inch, debris resistant
- Hinged radiator guard and swing out fan
- Full bottom guards
- Lift cylinder guards
- Oil gauge guard
- Product Link ready
- Oil sampling valves
- Cat XT™ hoses
- HYDO™ Advanced 10

Optional Equipment

Optional equipment may vary. Consult your Cat dealer for details.

POWER TRAIN

- Cat C9.3 diesel engine with engine mounted aftertreatment to meet U.S. EPA Tier 4 Final/ EU Stage V/Japan 2014 (Tier 4 Final)/ Korea Tier 4 Final emission standards
- OR
- Cat C9.3 diesel engine to meet China Nonroad Stage III and UN ECE R96 Stage IIIA emission standards, equivalent to Tier 3/Stage IIIA
- Engine thermal shield
- Fan, basic
- Fan, reversing
- Fan, reversing, low speed
- Fan, reversing, Steel Mill
- Air inlet, precleaner turbine

OPERATOR ENVIRONMENT

- Cab
- Deluxe cab
- Steel Mill cab
- Seat, cloth, air suspension, no side-to-side isolator
- Seat, cloth, air suspension, heated, side-to-side isolator
- Transmission control, V-lever or joystick
- Radio, AM/FM/AUX/USB/Bluetooth®
- Cab air precleaner

HYDRAULICS

- Hydraulic oil, biodegradable
- Hydraulic oil, EcoSafe (Steel Mill Arrangement)
- Hydraulics Packages
 - General Purpose
 - Two-valve, joystick
 - Three-valve, joystick
 - Two-valve, two levers
 - Three-valve, two levers
 - Multi-Purpose
 - Three-valve, joystick
 - Four-valve, joystick

GUARDS

- Tilt cylinder guards
- Guard, front lights
- Windshield protection
- Final drive abrasion guard
- Final drive abrasion guard, lower

ELECTRICAL

- Rotating beacon

UNDERCARRIAGE

- Track roller guard
- Track roller guard, Steel Mill
- Track Groups (40 sections)
 - Heavy Duty Track Groups – Sealed and Lubricated
 - 500 mm (19.7 in) double grouser, center hole
 - 510 mm (20.1 in) extreme service, single grouser, center hole
 - 550 mm (21.6 in) double grouser
 - 675 mm (26.6 in) double grouser
 - 675 mm (26.6 in) double grouser, center hole
 - 675 mm (26.6 in) single grouser, center hole
 - 830 mm (32.7 in) double grouser, wide gauge
 - Heavy Duty Track Groups – Sealed and Non-Lubricated – Steel Mill
 - 500 mm (19.7 in) double grouser
 - 500 mm (19.7 in) flat
 - 500 mm (19.7 in) triple grouser
 - 500 mm (19.7 in) alternate flat shoe

BUCKETS

- General Purpose
 - 3.0 m³ (4.0 yd³), welded flush adaptors
 - 3.2 m³ (4.2 yd³), pin on
 - 3.2 m³ (4.2 yd³), heavy duty, pin on
 - 3.2 m³ (4.2 yd³), heavy duty, full edge, pin on
 - 4.2 m³ (5.5 yd³), Performance Series
 - 4.0 m³ (5.2 yd³), Performance Series flush
- Multi-Purpose
 - 3.0 m³ (4.0 yd³), heavy duty, pin on
 - 3.0 m³ (4.0 yd³), pin on
- Wide
 - 4.2 m³ (5.5 yd³), Performance Series
- Landfill
 - 4.6 m³ (6.0 yd³), multi-purpose landfill, heavy duty, pin on
 - 4.9 m³ (6.4 yd³), general purpose landfill, heavy duty, pin on
- Steel Mill
 - 3.0 m³ (4.0 yd³), slag bucket

OTHER ATTACHMENTS

- Counterweight
- Counterweight, heavy duty bumper
- Ripper, multi-shank
- Hitch, ripper
- Striker bars, rear
- Bumper, standard
- No bumper
- Rear step, standard
- Rear step, ripper
- Additional work tools (please consult your Cat dealer for ordering information)
 - Quick coupler
 - Blades
 - Forks
 - Material handling arms
 - Rakes

STARTERS, BATTERIES AND ALTERNATORS

- Engine coolant heater, 120V
- Engine coolant heater, 240V

MAINTENANCE AND RELATED ATTACHMENTS

- Maintenance package, deluxe
- High speed oil change
- Sediment pump
- Fuel tank refueling pump
- Service package, standard
- Locking bar that holds cab at 30 degrees safely, front windshield
- Service package, extended
 - Manual hydraulic system enabling cab tilt and lock at 30 degrees safely in the field
 - Shovel holder (shovel not included)
- Antifreeze –50° C (–58° F)

TECHNOLOGY PRODUCTS

- Product Link – Satellite
- Product Link – Cellular
- Grade control mast

SPECIAL ARRANGEMENTS

- Waste Package, Heavy Duty
- Waste Package, Heavy Duty, Enhanced Cleaning
- Waste Package, Extreme Service
- Ship Hold Package, Heavy Duty
- Steel Mill Package, Heavy Duty
- Low Ground Pressure Package – Heavy Duty

For more complete information on Cat products, dealer services, and industry solutions, visit us on the web at www.cat.com

© 2019 Caterpillar
All rights reserved

Materials and specifications are subject to change without notice. Featured machines in photos may include additional equipment. See your Cat dealer for available options.

CAT, CATERPILLAR, LET'S DO THE WORK, their respective logos, "Caterpillar Yellow," the "Power Edge" and Cat "Modern Hex" trade dress as well as corporate and product identity used herein, are trademarks of Caterpillar and may not be used without permission.

VisionLink is a trademark of Trimble Navigation Limited, registered in the United States and in other countries.

AEHQ8065-01 (03-2019)
Replaces AEHQ8065
(Global)

