

AD30

Underground Mining Truck



Engine

Engine Model	Cat® C15 ACERT™	
Gross Power – VR Engine – SAE J1995	305 kW	409 hp
Gross Power – Tier 3 Engine – SAE J1995	305 kW	409 hp

Operating Specifications

Nominal Payload Capacity	30 000 kg	66,139 lb
Gross Machine Mass	60 000 kg	132,300 lb
Body Capacities	11.3-17.5 m ³	14.8-22.9 yd ³

AD30 Features

One Supplier

Caterpillar designed and manufactured major power and drive train components for reliability and performance.

High Performance Engine

The Cat C15 engine with ACERT Technology offers the perfect balance between power, robust design and economy.

Power Shift Transmission

Reliable and rugged design is matched to C15 engine to deliver power and efficiency for peak power train performance.

Engine/Power Train Integration

Intelligent and robust electronics integrate all power and drive train components for overall optimum performance.

Robust Braking

Cat oil-cooled multiple disc brakes offer exceptional, fade resistant braking in all haul road conditions.

Comfortable Cab

Ergonomically designed for all-day comfort, control and productivity.

Truck Body

A variety of Caterpillar designed and built bodies and liners ensure optimal performance and reliability in tough mining applications.

Enhanced Serviceability

Designed with improved serviceability points and grouped service locations so more time is spent on the haul roads.

Contents

Power Train – Engine	4
Power Train – Transmission	5
Engine/Power Train Integration.....	6
Cat Brake System.....	7
Operator Comfort	8
Truck Body Systems	9
Structures.....	10
Serviceability	11
Customer Support.....	12
Safety	13
Specifications.....	14
Standard Equipment.....	17
Optional Equipment.....	18
Notes.....	19





The AD30 underground mining truck is designed for high production, low cost-per-ton hauling in smaller underground mining applications. Rugged construction and easy maintenance guarantee long life with low operating costs.

Engineered for performance, designed for comfort, built to last.

Power Train – Engine

The Cat C15 Engine is built for power, reliability and efficiency.



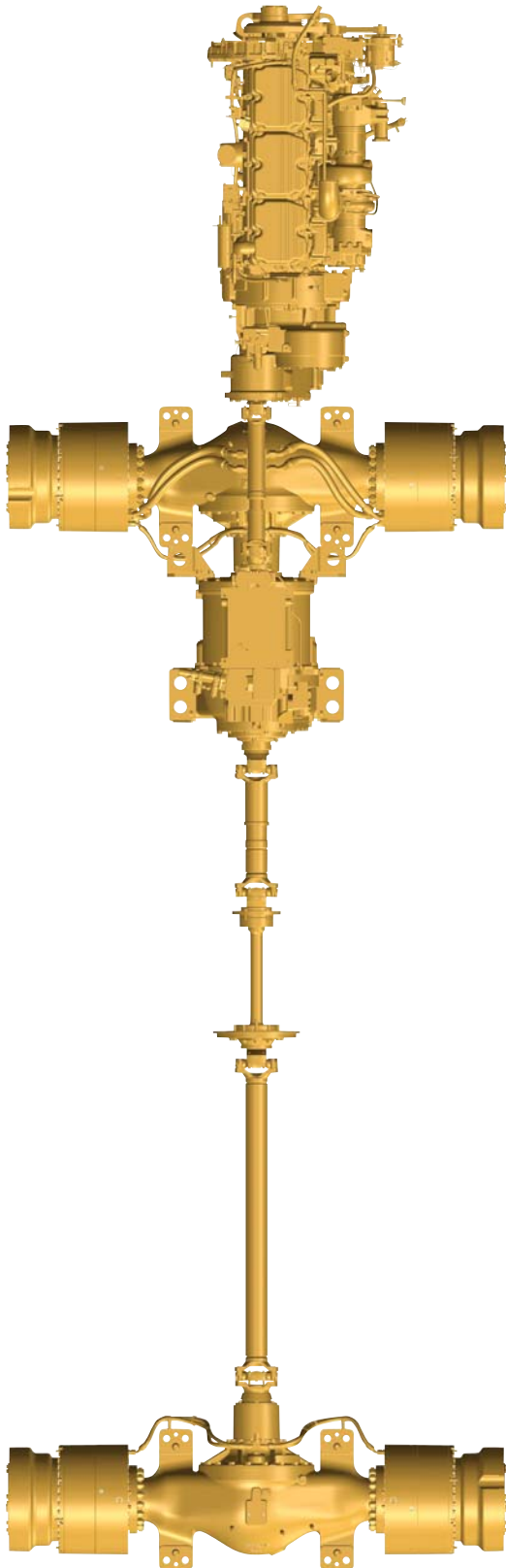
The Cat C15 engine provides unequalled lugging force while digging, tramming and traversing steep grades. Torque rise effectively matches transmission shift points for maximum efficiency and fast cycle times. Mechanically Actuated, Electronic Unit Injection (MEUI™) high-pressure, direct injection fuel system electronically monitors operator demands and sensor inputs to optimize engine performance. Air-to-air aftercooling provides improved fuel economy by packing cooler, denser air into cylinders for more complete combustion of fuel and lower emissions. Oil cooled pistons increase heat dissipation and promote longer piston life. The crankshaft is forged and induction hardened for long-term durability.

The Cat C15 engine features the optional Ventilation Reduction Package. The VR Package incorporates selective engine hardware and software to minimize diesel particulate matter in the engine exhaust. Engines equipped with the VR Package feature a significant ventilation rate reduction, maintains fuel consumption, and maintained or improved product performance. VR Package availability is subject to regional regulatory compliance. Optional U.S. EPA Tier 3 and EU Stage III compliant engine is also available.

A Cat Diesel Particulate Filter can be used with the VR engine package. This filter compliments the VR engine by further reducing particulate matter in the exhaust. Requires the use of 15 PPM ultra low sulfur diesel and CJ-4 low ash engine oil.

Power Train – Transmission

More power to the ground
for greater productivity.



Mechanical Power Train

The Cat mechanical drive power train and power shift transmission provide unmatched operating efficiency and control on steep grades, in poor underfoot conditions, and on haul roads and drives with high rolling resistance.

Transmission

The Cat four-speed planetary power shift transmission is matched with the C15 engine to deliver constant power over a wide range of operating speeds.

Robust Design

Designed for rugged underground mining conditions, the proven planetary power shift transmission is built for long life between overhauls.

Lock Up Torque Converter

Combines maximum rimpull and cushioned shifting of torque converter drive with the efficiency and performance of direct drive. When engaged, lock-up provides superior power train efficiency by delivering more power to the wheels.

Lock-Up Clutch

Quickly releases and re-engages to reduce power train torque loads for smoother shifting, long life and a more comfortable ride.

Smooth Shifting

Individual clutch modulation provides smooth clutch engagements to optimize performance and extend clutch life.

Final Drives

Cat final drives work as a system with the planetary power shift transmission to deliver maximum power to the ground. Built to withstand the forces of high torque and impact loads, final drives provide high torque multiplication to further reduce drive train stress.

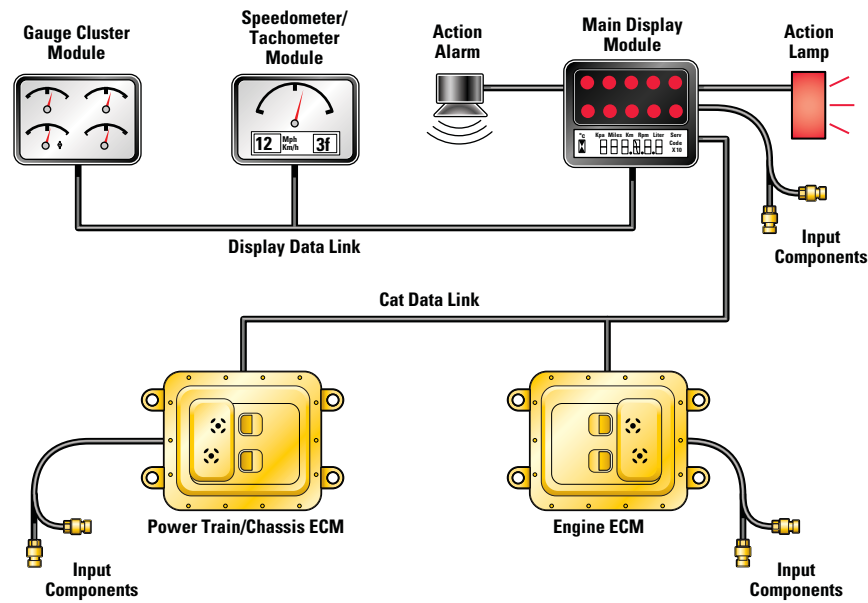
Full Floating Axles

Full floating axles relieve internal stresses and increase durability. Rolled splines also provide increased service life.

Engine/Power Train Integration

Intelligent electronics for overall optimal performance.

CAT MONITORING SYSTEM



Cat Data Link

Electronically integrates machine computer systems to optimize overall power train performance, increase reliability and component life, and reduce operating costs.

- **Controlled Throttle Shifting** – Regulates engine RPM, torque converter lock-up and transmission clutch engagement for smoother shifts and longer component life.
- **Economy Shift Mode** – Decreases fuel consumption, lowers noise levels and potentially longer engine life.
- **Directional Shift Management** – Regulates engine speed to prevent damage caused by high speed directional changes.
- **Body-up Shift Inhibitor** – Prevents the transmission from shifting above a pre-programmed gear without the body fully lowered.

Electronic Technician (Cat ET)

Cat ET service tool provides service technicians with easy access to stored diagnostic data through Cat Data Link to simplify problem diagnosis and increase availability.

Overspeed Protection

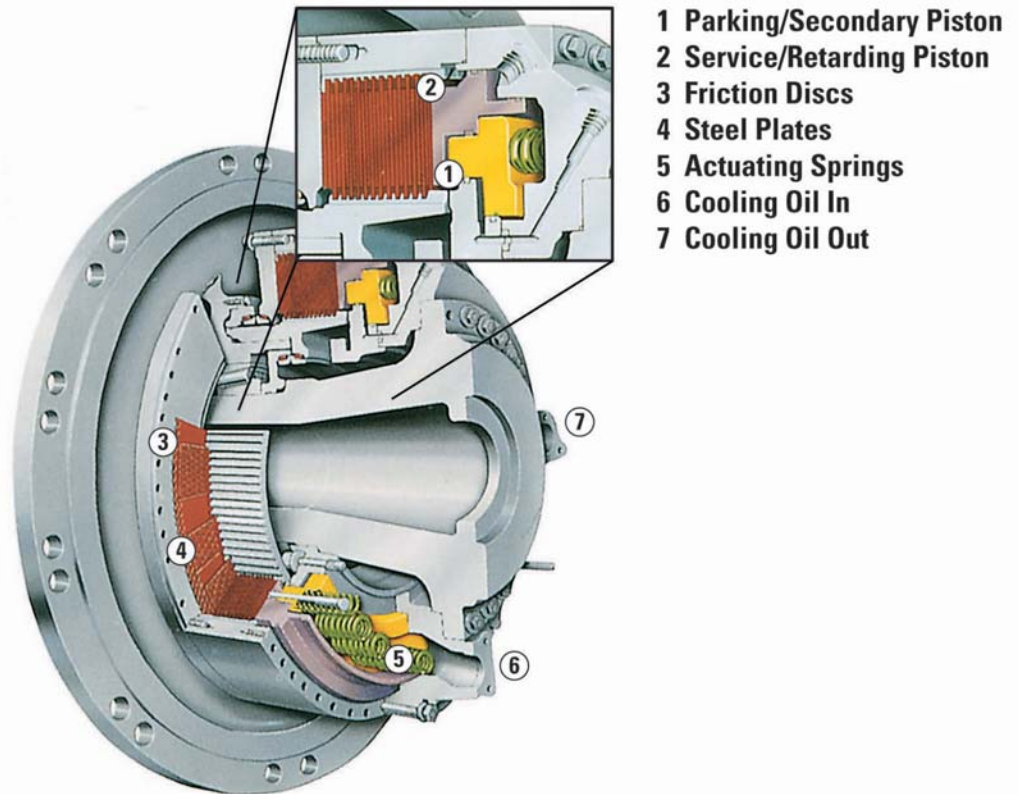
The Automatic Retarder Control (ARC) system provides engine overspeed protection. The ARC will engage the brakes if the following conditions exist at the same time:

- An unsafe engine speed is reached.
- The ARC on/off switch is in the ON position or the OFF position.
- The throttle is being depressed by the operator.

If the transmission is in top gear, the lockup clutch is deactivated in order to protect the engine against an engine overspeed condition.

Cat Brake System

Superior control for operator confidence.



Integrated Braking System

The Cat oil-cooled braking system delivers reliable performance and control in the most extreme underground mining conditions. The integrated system combines the service, secondary, parking brake and retarding functions in the same robust system for optimum braking efficiency.

Oil-Cooled Multiple Disc Brakes

Four-wheel, forced oil-cooled, multiple disc service brakes are continuously cooled by a water-to-oil heat exchangers for non-fade braking and retarding performance. They are also completely enclosed to prevent contamination and reduce maintenance.

Automatic Retarder Control (ARC)

Electronically controls retarding on grade to maintain optimum engine RPM and oil cooling. Additional braking may be applied using the manual retarder or the brake pedal. ARC also allows the operator to maintain optimum engine speeds for faster downhill hauls and greater productivity. The ARC automatically activates when engine speed exceeds factory preset levels.

Superior Control

Automatic brake modulation offers a smoother ride and greater control, allowing the operator to concentrate on driving.



Operator Comfort

Ergonomically designed for all-day comfort, control and productivity.

The AD30 operator station is ergonomically designed for total machine control in a comfortable, productive and safe environment. All controls, levers switches and gauges are positioned to maximize productivity and minimize operator fatigue.

Protective Structure

Integral to the cab and frame, both the Rollover Protective Structure (ROPS) and Falling Objects Protective Structure (FOPS) are resiliently mounted to the mainframe to isolate the operator from vibration for a more comfortable ride.

Optional Enclosed Cab

Optional sound-suppressed ROPS cab provides a quiet, secure and comfortable air-conditioned working environment with fresh, pressurized, temperature-controlled air circulation.

Suspension Seat

Ergonomic, fully adjustable suspension seat provides optimal operator comfort. Thick cushions reduce pressure on lower back and thighs. Wide, retractable seat belts provide a secure, comfortable restraint.

Steering Column

Comfort wheel with tilt steering provides a comfortable driving position, secure grip and greater control.

Monitoring System

Cat Electronic Monitoring System (Cat EMS) continuously provides critical machine data to keep the machine performing at top production levels. Displays are backlit for easy viewing.

Truck Body Systems

Rugged performance and reliability in tough underground mining applications.



Cat Truck Bodies

Caterpillar offers two specific body styles for the most efficient hauling solutions at the lowest cost-per-ton.

- Dump Body
- Ejector Body

The ejector body can now be easily removed and a dump body fitted for greater machine versatility.

Body Selection

Selection of the right body depends on material, haul road, and dump conditions. The better the match of body to application, the greater the efficiency. Your Cat dealer can help you select the right body system for your site specific application.

Body Design

Cat truck bodies are designed for optimal strength, capacity and durability. With improved design and the use of Hardox steel, longer service life and lower cost per ton figures are now evident.

Body/Chassis Integration

Cat truck bodies are designed and matched with the integrated chassis system for optimum structural reliability, durability and long life.

Truck Payload Management System (TPMS)

The optional TPMS system calculates the payload the truck is carrying and determines truck cycle times.

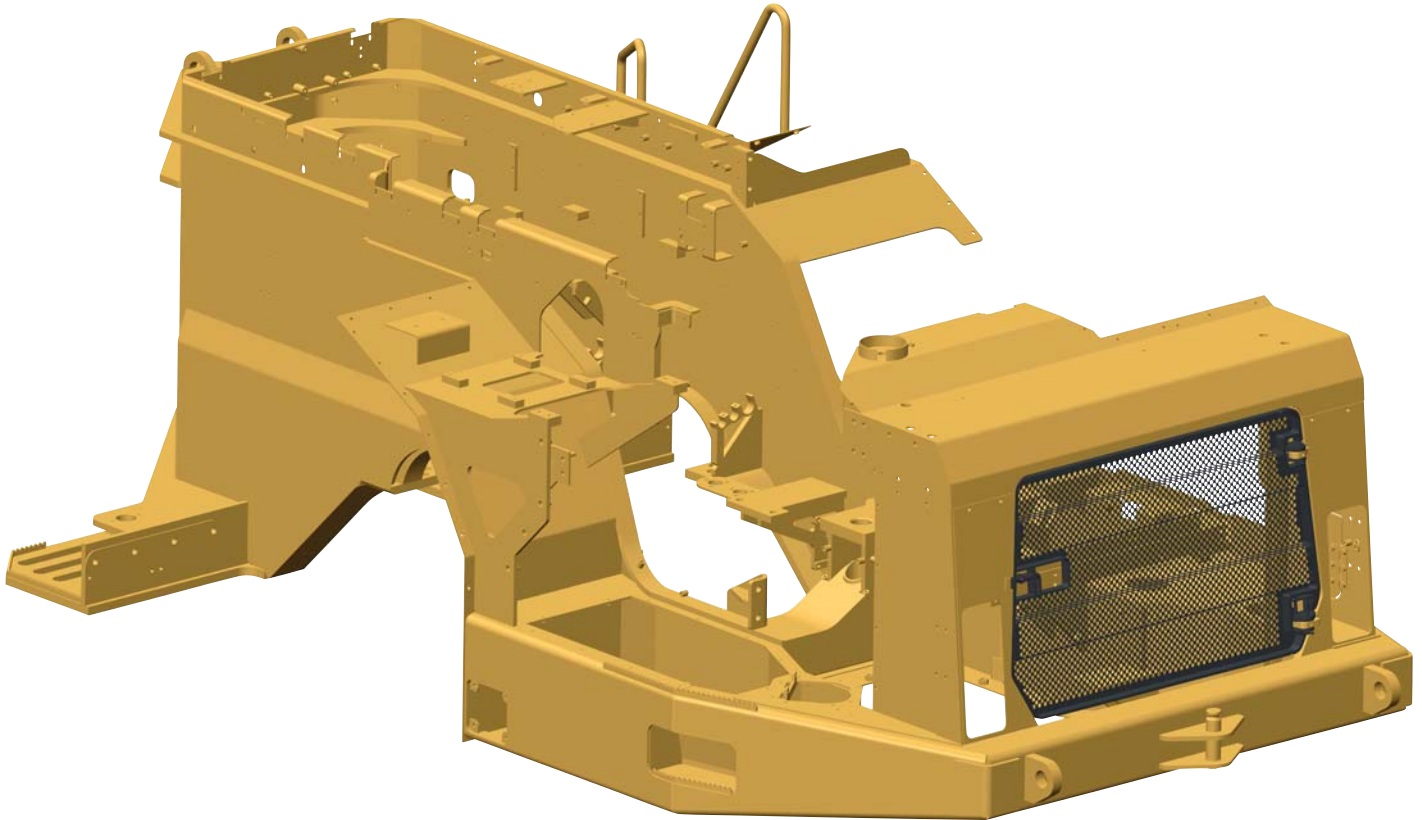
Fast Hoist Cycle Times

Single-stage hoist cylinders provide fast dump cycle times of 10.5 seconds for raise and 11.2 seconds for lower.



Structures

Rugged Cat structures – the backbone of the AD30's durability.



Frame Design

The frame incorporates a box-section design with wide and stiff frame beams to handle torque loads. The frame design decreases stress in the hitch area and optimizes suspension geometry. Materials and weld joints are matched to optimize the life of the structure.

Articulating/Oscillating Hitch

The articulating hitch provides the truck with steering articulation and the oscillation ensures the truck maintains all wheel ground contact in rough terrain. Hardened steel pins, taper roller bearings and oscillating stops allows the rear frame to move independently from the front frame.

Serviceability

More time for production.



Service Access

Easy access to daily service points simplifies servicing and reduces time spent on regular maintenance procedures.

Ground-Level Access

Allows convenient servicing to all tanks, filters, lubrication points and compartment drains.

Electric fuel priming. Remote mounted fuel filters for easier serviceability.

Air Filters

Radial seal air filters are easy to change, reducing time required for air filter maintenance.

Sight Gauges

Fluid level checks are made easier with sight gauges.

Diagnostics

Cat Electronic Technician (Cat ET) service tool enables quick electronic diagnosis of machine performance and key diagnostic data for effective maintenance and repairs.

Sealed Electrical Connectors

Electrical connectors are sealed to lock out dust and moisture. Harnesses are covered for protection. Wires are color and number coded for easy diagnosis and repair.

Scheduled Oil Sampling

S-O-SSM helps avoid minor repairs becoming major ones. Sample point adapters fitted standard to machine.





Customer Support

Cat dealer services keep underground mining equipment productive.

Dealer Capability

Cat dealers will provide the level of support you need, on a global scale. Dealer expert technicians have the knowledge, experience, training and tooling to handle your repair and maintenance needs, when and where you need them.

Product Support

When Cat products reach the field, they are supported 24/7 by a worldwide network of reliable and prompt parts distribution facilities, dealer service centers, and technical training facilities to keep your equipment up and running.

Service Support

Cat equipment is designed and built to provide maximum productivity and operating economy throughout its working life. Cat dealers will be with you every step of the way with its unsurpassed worldwide parts support, trained technicians and customer support agreements.

Technology Products

Cat dealers offer a range of advanced technology products designed to improve efficiency, productivity and lower costs. VIMST[™] Gen 3 option available from factory.

Replacement

Repair or rebuild? Your Cat dealer can help you evaluate the costs so you can make the right choice.

Safety

Designed with safety as the first priority.



Product Safety

Caterpillar continues to be proactive in developing mining machines that meet or exceed safety standards. Safety is an integral part of all machine and systems designs.

Engine Shutoff Switch

A secondary engine shutoff switch is located at ground level.

Integral ROPS Cab

The ROPS is resiliently mounted to the frame to isolate the operator from vibration for a more comfortable ride.

Brake Systems

Four corner oil-cooled multiple disc braking system provides excellent control. The service brakes and retarding system are hydraulically actuated and modulated, while the parking brake function is spring applied and fluid released. This system assures braking in the event of loss of hydraulic pressure.

Operator Present System

Automatically engages parking brake, neutralizes steering, implement and transmission control, and shuts down the engine in the event operator fails to apply the park brake prior to exiting the cab.

Standard Safety Features

Anti-skid upper deck surfaces, upper deck handrails, 3-point cabin and machine access, push out safety glass, steering frame lock, rear window guard, body retaining pins, automatic retarder control, exhaust heat shielding and firewall, hitch hydraulic hoses – burst protection sleeves, tailgate retaining pins (ejector body), hot and cold side of engine.

SAFETY.CAT.COM™

For more information on safety, please visit <http://safety.cat.com>.

AD30 Underground Mining Truck Specifications

Engine

Engine Model	Cat C15 ACERT	
Gross Power – VR Engine – SAE J1995	305 kW	409 hp
Gross Power – Tier 3 Engine – SAE J1995	305 kW	409 hp
Bore	137.2 mm	5.4 in
Stroke	171.5 mm	6.8 in
Displacement	15.2 L	928 in ³

- Power ratings apply at a rated speed of 1,800 rpm when tested under the reference conditions for the specified standard.
- Ratings based on SAE J1995 standard air conditions of 25° C (77° F) and 100 kPa (29.61 Hg) barometer. Power based on fuel having API gravity of 35 at 16° C (60° F) and an LHV of 42 780 kJ/kg (18,390 BTU/lb) when engine used at 30° C (86° F).
- Engine derate will commence at an altitude of 2743 m (8,999 ft).
- Optional Ventilation Reduction Package available.
- Optional Tier 3 engine package is compliant with U.S. EPA Tier 3 and EU Stage III emission standards.

Operating Specifications

Nominal Payload Capacity	30 000 kg	66,139 lb
Gross Machine Mass	60 000 kg	132,300 lb

Weights

Empty	28 870 kg	63,647 lb
Front Axle	19 479 kg	42,944 lb
Rear Axle	9391 kg	20,704 lb
Loaded	60 000 kg	132,277 lb
Front Axle	26 513 kg	58,451 lb
Rear Axle	33 487 kg	73,826 lb

Weight Distribution

Front Axle	67.5%
Rear Axle	32.5%
Front Axle	44.2%
Rear Axle	55.8%

Transmission

Forward 1	6.8 km/h	4.2 mph
Forward 2	12.3 km/h	7.6 mph
Forward 3	22.3 km/h	13.9 mph
Forward 4	40.8 km/h	25.4 mph
Reverse 1	7.8 km/h	4.8 mph

- Maximum travel speeds with standard 26.5 × R25 tires.

Final Drives

Differential Ratio	3.38:1
Final Drive Ratio	4.76:1
Total Reduction Ratio	16.13:1

- Fully floating axles.

Body Hoist

Raise	10.5 Seconds
Lower	11.2 Seconds
Total Cycle Time	21.7 Seconds

Body Capacities

Body 1	11.3 m ³	14.8 yd ³
Body 2 (Standard Body)	14.4 m ³	18.8 yd ³
Body 3	17.5 m ³	22.9 yd ³
Wide Body	16.8 m ³	21.9 yd ³
Ejector Body	15.2 m ³	19.9 yd ³
Ejector Body	17.3 m ³	22.6 yd ³

- Heaped SAE 2:1.

Turning Dimensions

Outside Clearance Radius	8571 mm	337.4 in
Inner Clearance Radius	5030 mm	198 in
Axle Oscillation	10 Degrees	
Articulation Angle	42.5 Degrees	

Service Refill Capacities

Engine Crankcase with Filter	34 L	9 gal
Transmission	67 L	18 gal
Hydraulic Tank	330 L	87 gal
Cooling System	74 L	20 gal
Front Differentials and Final Drives	56 L	15 gal
Rear Differentials and Final Drives	56 L	15 gal
Fuel Tank	500 L	132 gal

Tires

Tire Size	26.5 × R25 VSNT
-----------	-----------------

ROPS

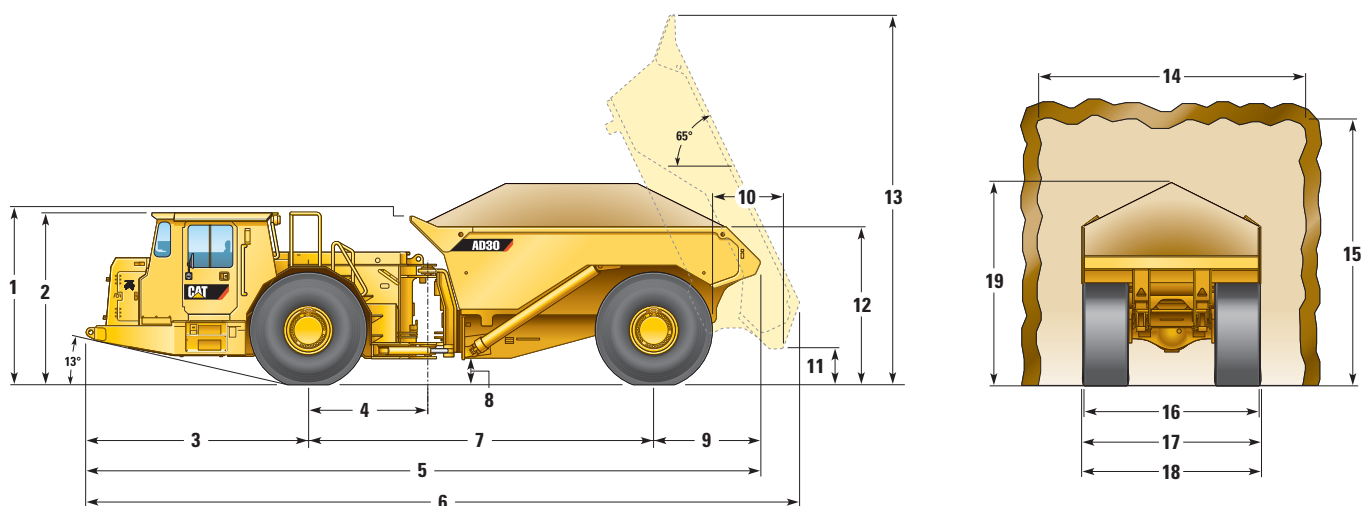
ROPS Standards

- ROPS (Roll Over Protection Structure) for cab offered by Caterpillar meets ISO 3471, SAE J1040, AS2294.2, EN13510 ROPS Criteria.
- FOPS (Falling Objects Protection Structure) meets ISO 3449, SAE J231, AS2294.3, EN13627 FOPS Criteria.

AD30 Underground Mining Truck Specifications

Dimensions

All dimensions are approximate.



	246-0805		246-0810		246-0789		258-1580 (Wide Body)		436-9670 (Ejector)		436-9671 (Ejector)	
Body Capacity	11.3 m ³	14.8 yd ³	14.4 m ³	18.8 yd ³	17.5 m ³	22.9 yd ³	16.8 m ³	21.9 yd ³	15.2 m ³	19.9 yd ³	16.8 m ³	21.9 yd ³
	mm	in	mm	in	mm	in	mm	in	mm	in	mm	in
1 Overall Height – Body Empty	2547	100.3	2547	100.3	2722	107.2	2547	100.3	2934	115.5	2934	115.5
2 Height to Top of ROPS	2600	102.4	2600	102.4	2600	102.4	2600	102.4	2600	102.4	2600	102.4
3 Front Axle to Front Bumper	3345	131.7	3345	131.7	3345	131.7	3345	131.7	3345	131.7	3345	131.7
4 Centerline of Front Axle to Centerline of Hitch	1800	70.9	1800	70.9	1800	70.9	1800	70.9	1800	70.9	1800	70.9
5 Overall Length	10 118	398.3	10 153	399.7	10 160	400.0	10 455	411.6	10 393	409.2	10 393	409.2
6 Maximum Overall Length	10 697	421.1	10 743	423.0	10 830	426.4	10 830	426.4	10 393	409.2	10 393	409.2
7 Wheelbase	5200	204.7	5200	204.7	5200	204.7	5200	204.7	5200	204.7	5200	204.7
8 Ground Clearance	400	15.7	400	15.7	400	15.7	400	15.7	400	15.7	400	15.7
9 Rear Axle to Tail	1573	61.9	1608	63.3	1615	63.6	1910	75.2	1848	72.8	1848	72.8
10 Rear Wheel to Body Raised	1075	42.3	1061	41.8	1058	41.7	1180	46.5	1848	72.8	1848	72.8
11 Dump Clearance**	594	23.4	558	22.0	547	21.5	270	10.6	703	27.7	703	27.7
12 Loading Height	2285	90.0	2385	93.9	2560	100.8	2295	90.4	2616	103.0	2791	109.9
13 Overall Height – Body Raised	5608	220.8	5602	220.6	5838	229.8	5485	216	—	—	—	—
14 Tunnel Clearance Width*	4000	157.5	4000	157.5	4000	157.5	4000	157.5	4000	157.5	4000	157.5
15 Tunnel Clearance Height*	4000	157.5	4000	157.5	4000	157.5	4000	157.5	4000	157.5	4000	157.5
16 Overall Tire Width	2650	104.3	2650	104.3	2650	104.3	3000	118.1	2650	104.3	2650	104.3
17 Overall Width Including Body	2690	105.9	2690	105.9	2840	111.8	3040	119.7	2898	114.1	2898	114.1
18 Overall Width Excluding Body	2690	105.9	2690	105.9	2690	105.9	2690	105.9	2690	105.9	2690	105.9
19 Height to Top of Load (SAE 2:1)	2953	116.3	3051	120.1	3264	128.5	3040	119.7	3284	129.3	3459	136.2

*Clearance dimensions are for reference only.

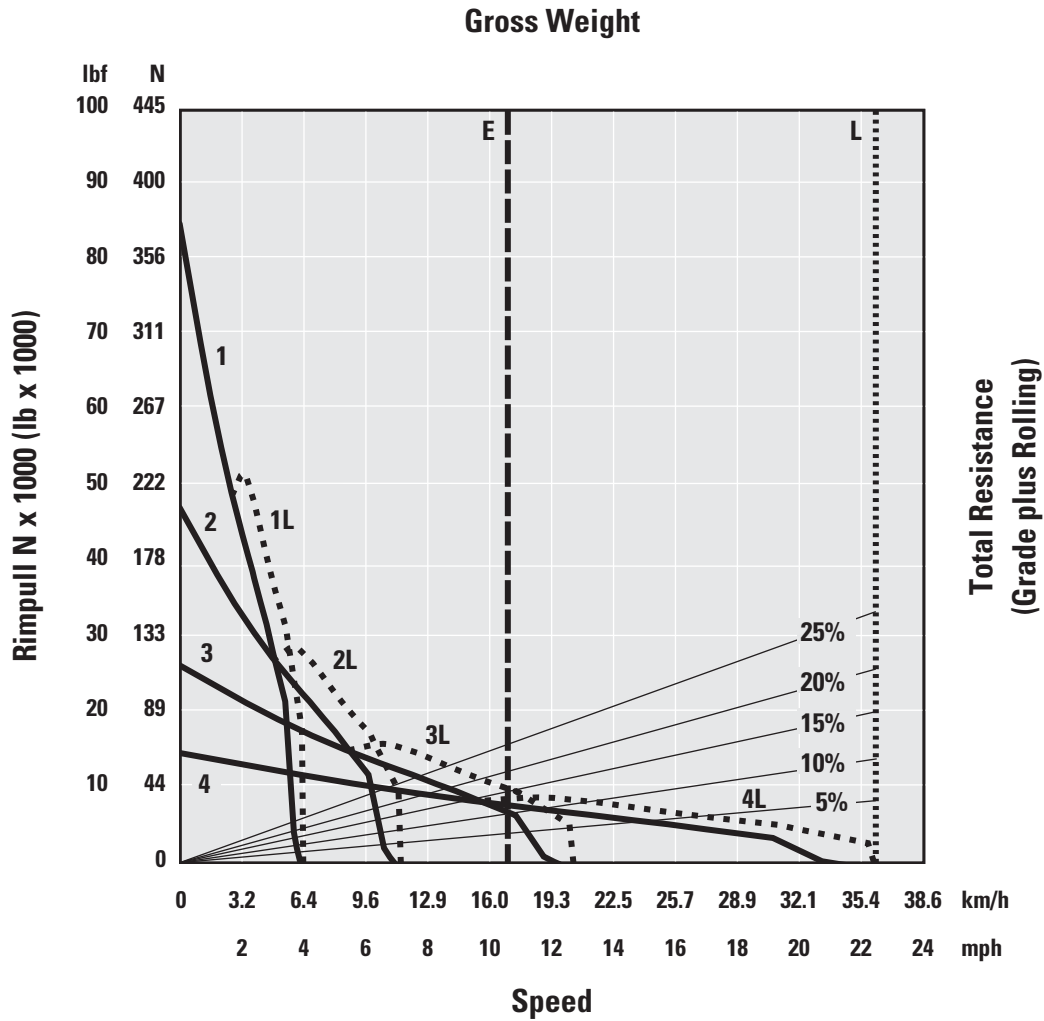
**Measurement taken with tailgate down for ejector body.

AD30 Underground Mining Truck Specifications

Gradeability/Speed/Rimpull

To determine gradeability performance: Read from gross weight down to the percent of total resistance. Total resistance equals actual percent grade plus rolling resistance as a general guide use 2% for rolling resistance in underground application or refer to the Caterpillar Performance Handbook. From the total resistance point, read horizontally to the curve with the highest obtainable gear, then down to maximum speed. Usable rimpull will depend upon traction available and weight on drive wheels.

Typical Field Empty Weight
 Loaded Weight



- 1 – 1st Gear
- 2 – 2nd Gear
- 3 – 3rd Gear
- 4 – 4th Gear

- E – Empty 28 870 kg (63,647 lb)
- L – Loaded 60 000 kg (132,277 lb)

Standard Equipment

Standard equipment may vary. Consult your Cat dealer for details.

ELECTRICAL

- 12V power supply in cab
- Alternator, 95-amp
- Auxiliary start receptacle
- Battery disconnect switch, ground level
- Circuit breaker, 80-amp
- Corrosive protection spray
- Diagnostic connector
- Electric starting, 24V
- Engine shutdown switch, ground level
 - Front left hand side
- Lighting
 - Brake and tail light, LED
 - Headlights with dimmer switch, halogen
 - Rear work light (cab mounted), halogen
 - Reversing lights, halogen
- Low maintenance batteries
- Reversing alarm
- Starting and charging system

OPERATOR ENVIRONMENT

- Cat Electronic Monitoring System (Cat EMS)
- Electric horns
- Gauges
 - Engine coolant temperature
 - Transmission coolant temperature
 - Hydraulic oil temperature
 - Fuel level
 - Speedometer
 - Tachometer
- Indicator lights
 - Alert warning light
 - Body up position warning
 - High beam
 - Residual brake pressure warning
 - Retarder application
 - Turn signal
- Low hydraulic level warning
- Open operator station ROPS/FOPS structure
- Operator presence system (auto park brake)
- Rearview mirrors
- Suspension seat Cat Comfort TLV2 with retractable seat belt
- Trainer/passenger seat and seat belt
- Tilt/telescopic steering wheel

POWER TRAIN

- Cat C15 ATAAC diesel engine, 6-cylinder
- Automatic brake retarder control
- Auto shift transmission 4 speed forward/ 1 speed reverse
- Axle, arrangement standard width, front – rear
- Control throttle shifting
- Engine air intake precleaner
- Electric fuel priming pump
- Exhaust, turbo compartment shielding
- Four wheel drive
- Long life coolant
- Programmable ground speed limiting
- Programmable gear block out with tray up
- Radiator cap manual release
- Radiator, cross flow
- Rims, 5-piece, tubeless
- SAFR™ full hydraulic enclosed wet, multiple-disc brakes, oil cooled
- Torque converter with automatic lockup

OTHER STANDARD EQUIPMENT

- Body, dump, (14.4 m³, 18.8 yd³)
- Catalytic exhaust purifier/muffler group
- Centralized lubrication points
- Decals, international picto graphics
- Engine and transmission belly guards
- Fenders, standard with, front, rear flaps
- Fire wall
- Fuel system manual shut off tap
- Frame lifting lugs
- Front and rear tow pin
- Hand hold (access on/off top deck)
- Hitch, articulated and oscillated
- Operator and Maintenance Manual, English
- S-O-S port
 - Coolant
 - Engine oil
 - Hydraulic oil
 - Transmission oil
- Swing out radiator grill
- Tires and rims: A tire must be selected from the mandatory attachments section of the machine price list. Base machine price includes a standard tubeless rim allowance only.

AD30 Optional Equipment

Optional Equipment

Optional equipment may vary. Consult your Cat dealer for details.

- Axle, arrangement wide body, front – rear
 - Battery shutdown
 - Ground level isolation, in cab isolation switch
 - Ground level isolation, engine shutdown switch
 - Ground level isolation, in cab isolation, engine shutdown switch
 - Body dump
 - Body, (11.3 m³, 14.8 yd³)
 - Body, (16.8 m³, 21.9 yd³) wide body configuration
 - Body, (17.5 m³, 22.9 yd³)
 - Body ejector
 - Ejector, (15.2 m³, 19.9 yd³)
 - Ejector, (16.8 m³, 21.9 yd³)
 - Body liners, impact and wear
 - 10 mm (0.4"), body, dump (11.3 m³, 14.8 yd³)
 - 10 mm (0.4"), body, dump (14.4 m³, 18.8 yd³)
 - 10 mm (0.4"), dump (16.8 m³, 21.9 yd³) for wide body configuration
 - 10 mm (0.4"), body, dump (17.5 m³, 22.9 yd³)
 - Brake pressure gauges
 - Camera, color rear facing
 - Cover, anti vandalism for shipping
 - Engine options
 - Diesel particulate filter (for use with VR engine only)
 - Engine, Ventilation Reduction (VR)
 - Tier 3
 - Fast fill system
 - Coolant
 - Engine oil
 - Fuel (single tank)
 - Hydraulic oil
 - Transmission oil
 - Fenders, wide body, front, rear flaps
 - Fire suppression system
 - Ansul, dry powder
 - Foam, water based
 - Fluids
 - Arctic fuel
 - Arctic coolant
 - Lighting
 - Headlights with dimmer switch, LED
 - Rear work light (cab mounted), LED
 - Reversing lights, LED
 - Lubrication system
 - Automatic, dump or ejector body
 - Centralized, ejector body
 - Mine transfer
 - Mine transfer ready front frame (tack welded)
 - Mine transfer ready dump body (tack welded)
 - Mine transfer ready ejector body (tack welded)
 - Operators station ROPS/FOPS enclosed
 - Air conditioning
 - Cab pressurizer and filter
 - Dome light
 - Heater
 - Radio ready compartment for radio and speakers
 - Sun visor
 - Window, sliding cab door
 - Operator and Maintenance Manual
 - Chinese
 - Indonesian
 - French
 - Portuguese
 - Russian
 - Spanish
 - Park brake switch engagement
 - Push to apply
 - Pull to apply
 - Payload
 - Truck Payload Measurement System (TPMS)
 - Remote display for TPMS
 - Reflective tape
 - Rims
 - Rim identification numbering
 - Spare, tubeless
 - Seat
 - Suspension seat Cat Comfort TLV2, vinyl
 - Suspension seat tee, mechanical
 - Seat cover
 - Tee and Cat Comfort TLV2
 - Seat cover, companion
 - Secondary steering system
 - Service tools
 - Collet jacking bolts, dump and ejector
 - Diagnostics box
 - Hoist cylinder supports (for body removal)
 - Brake wear gauge
 - Reference parts manual for additional tooling available
 - Switches
 - Engine shutdown, fire suppression activation
 - Idle timer
 - Engine shutdown, fire suppression activation/idle timer
 - Technology
 - Vital Information Management System (VIMS) Gen 3
 - Tire arrangements
 - Tire, 26.5 × 25 VSNT Bridgestone
 - Tire, 26.5 × 25 VSDL Bridgestone
- NOTE:** Not all features are available in all regions. See your Cat dealer for more information.

For more complete information on Cat products, dealer services, and industry solutions, visit us on the web at www.cat.com

© 2014 Caterpillar
All rights reserved

Materials and specifications are subject to change without notice. Featured machines in photos may include additional equipment. See your Cat dealer for available options.

CAT, CATERPILLAR, SAFETY.CAT.COM, their respective logos, "Caterpillar Yellow" and the "Power Edge" trade dress, as well as corporate and product identity used herein, are trademarks of Caterpillar and may not be used without permission.

AEHQ6098-03 (10-2014)
Replaces AEHQ6098-02

