

# AD45B

## Underground Articulated Truck



### Engine

Engine Model	Cat® C18 ACERT™	
Gross Power – VR Engine – SAE J1995	438 kW	587 hp
Gross Power – Tier 3 Engine – SAE J1995	408 kW	547 hp

### Operating Specifications

Nominal Payload Capacity	45 000 kg	99,208 lb
Gross Machine Mass	85 000 kg	187,393 lb
Body Capacities	18.0-25.1 m <sup>3</sup>	23.5-32.8 yd <sup>3</sup>

## AD45B Features

### One Supplier

*Caterpillar designed and manufactured major power and drive train components for reliability and performance.*

### High Performance Engine

*The Cat C18 engine with ACERT Technology offer the perfect balance between power, robust design and economy.*

### Power Shift Transmission

*Reliable and rugged design to deliver power and efficiency for peak power train performance.*

### Engine/Power Train Integration

*Intelligent and robust electronics integrate all power and drive train components for overall optimum performance.*

### Robust Braking

*Cat oil-cooled multiple disc brakes offer exceptional, fade resistant braking in all haul road conditions.*

### Comfortable Cab

*Ergonomically designed for all-day comfort, control and productivity.*

### Truck Body

*A variety of Caterpillar designed and built bodies and liners ensure optimal performance and reliability in tough mining applications.*

### Enhanced Serviceability

*Designed with improved service points and grouped service locations to simplify maintenance and repair.*

## Contents

Power Train – Engine .....	4
Power Train – Transmission .....	5
Engine/Power Train Integration.....	6
Cat Brake System.....	7
Operator Comfort .....	8
Truck Body Systems .....	9
Structures.....	10
Serviceability .....	11
Customer Support.....	12
Safety .....	13
Specifications.....	14
Standard Equipment.....	18
Optional Equipment.....	19








**The AD45B underground articulated truck is designed for high production, low cost-per-ton hauling in underground mining applications. Rugged construction and simplified maintenance guarantee long life with low operating costs.**

**Engineered for performance, designed for comfort, built to last.**

# Power Train – Engine

The Cat C18 Engine is built for power, reliability and efficiency.




The Cat C18 engine provides efficient fuel management for quick response, high productivity and exceptional service life. Torque rise effectively matches transmission shift points for maximum efficiency and fast cycle times. Mechanically Actuated, Electronic Unit Injection (MEUI™) high-pressure, direct injection fuel system electronically monitors operator demands and sensor inputs to optimize engine performance. Air-to-air aftercooling provides improved fuel economy by packing cooler, denser air into cylinders for more complete combustion of fuel and lower emissions. Turbo is water cooled to improve performance and service life.

The Cat C18 engine features the optional Ventilation Reduction Package. The VR Package incorporates selective engine hardware and software to minimize diesel particulate matter in the engine exhaust. Engines equipped with the VR Package feature a significant ventilation rate reduction, maintains fuel consumption, and maintained or improved product performance. VR Package availability is subject to regional regulatory compliance. Optional U.S. EPA Tier 3 and EU Stage III compliant engine is also available.

A Cat Diesel Particulate Filter can be used with the VR engine package. This filter compliments the VR engine by further reducing particulate matter in the exhaust. Requires the use of 15 PPM ultra low sulfur diesel and CJ-4 low ash engine oil.

# Power Train – Transmission

More power to the ground  
for greater productivity.



## **Mechanical Power Train**

The Cat mechanical drive power train and power shift transmission provide unmatched operating efficiency and control on steep grades, in poor underfoot conditions, and on haul roads and drives with high rolling resistance.

## **Transmission**

The Cat seven-speed planetary power shift transmission is matched with the direct-injection C18 engine with ACERT technology to deliver constant power over a wide range of operating speeds.

## **Robust Design**

Designed for rugged underground mining conditions, the proven planetary power shift transmission is built for long life between overhauls.

## **Lock Up Torque Converter**

Combines maximum rimpull and cushioned shifting of torque converter drive with the efficiency and performance of direct drive. When engaged, lock-up provides superior power train efficiency by delivering more power to the wheels.

## **Lock-Up Clutch**

Quickly releases and re-engages to reduce power train torque loads for smoother shifting, long life and a more comfortable ride.

## **Smooth Shifting**

Individual clutch modulation provides smooth clutch engagements to optimize performance and extend clutch life.

## **Final Drives**

Cat final drives work as a system with the planetary power shift transmission to deliver maximum power to the ground. Built to withstand the forces of high torque and impact loads, final drives provide high torque multiplication to further reduce drive train stress.

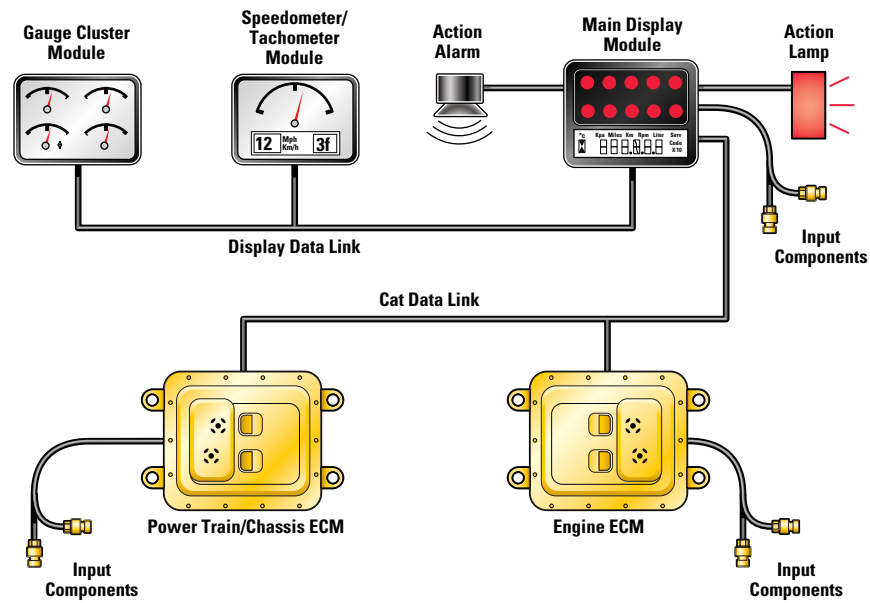
## **Full Floating Axles**

Full floating axles relieve internal stresses and increase durability. Rolled splines also provide increased service life.

# Engine/Power Train Integration

Intelligent electronics for overall optimal performance.

## CAT MONITORING SYSTEM



### Cat Data Link

Electronically integrates machine computer systems to optimize overall power train performance, increase reliability and component life, and reduce operating costs.

- **Controlled Throttle Shifting** – Regulates engine RPM, torque converter lock-up and transmission clutch engagement for smoother shifts and longer component life.
- **Economy Shift Mode** – Decreases fuel consumption, lowers noise levels and potentially longer engine life.
- **Directional Shift Management** – Regulates engine speed to prevent damage caused by high speed directional changes.
- **Body-up Shift Inhibitor** – Prevents the transmission from shifting above a pre-programmed gear without the body fully lowered.

### Electronic Technician (Cat ET)

Cat ET service tool provides service technicians with easy access to stored diagnostic data through Cat Data Link to simplify problem diagnosis and increase availability.

### Overspeed Protection

The Automatic Retarder Control (ARC) system provides engine overspeed protection. The ARC will engage the brakes if the following conditions exist at the same time:

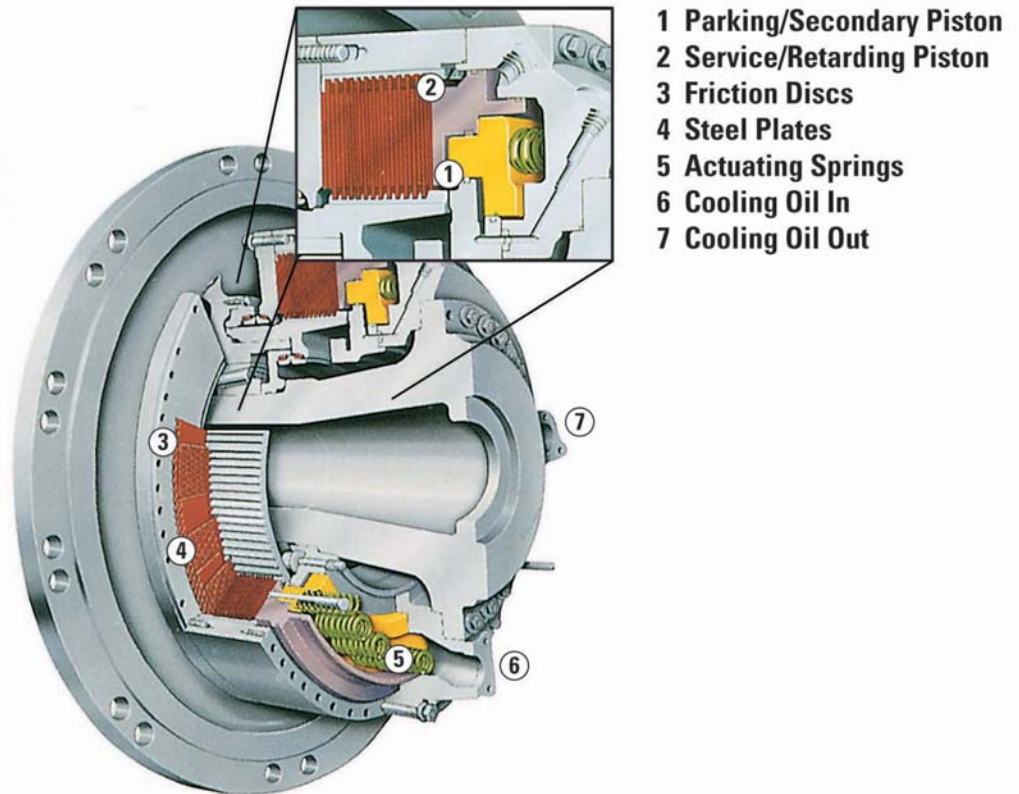
- An unsafe engine speed is reached.
- The ARC on/off switch is in the ON position or the OFF position.
- The throttle is being depressed by the operator.

If the transmission is in top gear, the lockup clutch is deactivated in order to protect the engine against an engine overspeed condition.



# Cat Brake System

Superior control for operator confidence.



## Integrated Braking System

The Cat oil-cooled braking system delivers reliable performance and control in the most extreme underground mining conditions. The integrated system combines the service, secondary, parking brake and retarding functions in the same robust system for optimum braking efficiency.

## Oil-Cooled Multiple Disc Brakes

Four-wheel, forced oil-cooled, multiple disc service brakes are continuously cooled by a water-to-oil heat exchangers for non-fade braking and retarding performance. They are also completely enclosed to prevent contamination and reduce maintenance.

## Automatic Retarder Control (ARC)

Electronically controls retarding on grade to maintain optimum engine RPM and oil cooling. Additional braking may be applied using the manual retarder or the brake pedal. ARC also allows the operator to maintain optimum engine speeds for faster downhill hauls and greater productivity. The ARC automatically activates when engine speed exceeds factory preset levels.

## Superior Control

Automatic brake modulation offers a smoother ride and greater control, allowing the operator to concentrate on driving.



## Operator Comfort

Ergonomically designed for all-day comfort, control and productivity.

The AD45B operator station is ergonomically designed for total machine control in a comfortable, productive and safe environment. All controls, levers, switches and gauges are positioned to maximize productivity and minimize operator fatigue.

### Protective Structure

Integral to the cab and frame, both the Rollover Protective Structure (ROPS) and Falling Objects Protective Structure (FOPS) are resiliently mounted to the mainframe to isolate the operator from vibration for a more comfortable ride.

### Optional Enclosed Cab

Optional sound-suppressed ROPS cab provides a quiet, secure and comfortable air-conditioned working environment with fresh, pressurized, temperature-controlled air circulation.

### Suspension Seat

Ergonomic, fully adjustable suspension seat provides optimal operator comfort. Thick cushions reduce pressure on lower back and thighs. Wide, retractable seat belts provide a secure, comfortable restraint.

### Steering Column

Comfort wheel with tilt steering provides a comfortable driving position, secure grip and greater control.

### Monitoring System

Cat Electronic Monitoring System (Cat EMS) continuously provides critical machine data to keep the machine performing at top production levels. Displays are backlit for easy viewing.



# Truck Body Systems

Rugged performance and reliability in tough underground mining applications.



## Cat Truck Bodies

Caterpillar offers two specific body styles for the most efficient hauling solutions at the lowest cost-per-ton.

- Dump Body
- Ejector Body

The ejector body can now be easily removed and a dump body fitted for greater machine versatility.

## Body Selection

Selection of the right body depends on material, haul road, and dump conditions. The better the match of body to application, the greater the efficiency. Your Cat dealer can help you select the right body system for your site specific application.

## Body Design

Cat truck bodies are designed for optimal strength, capacity and durability. Drawing on years of experience in truck body design, Cat Truck Bodies are designed for long service life and low cost per ton.

## Body/Chassis Integration


Cat truck bodies are designed and matched with the integrated chassis system for optimum structural reliability, durability and long life.

## Fast Hoist Cycle Times

Single-stage hoist cylinders provide fast dump cycle times of 16 seconds for raise and 21 seconds for lower.


## Truck Payload Management System (TPMS)

The optional TPMS system calculates the payload the truck is carrying and determines truck cycle times.



# Structures

Rugged Cat structures – the backbone of the AD45B's durability.



## **Frame Design**

The frame uses box-section design with stiff frame beams to resist twisting forces. Materials and weld joints are matched to optimize the structural life of the frame.

## **Articulating/Oscillating Hitch**

This system provides steering and oscillation and enables the truck to maintain all wheel ground contact in rough terrain.

## **Suspension System**

Two independent variable rebound suspension cylinders dissipate haul road forces for longer frame life and a comfortable ride.

# Serviceability

More time for production.



## Service Access

Easy access to daily service points simplifies servicing and reduces time spent on regular maintenance procedures.

## Ground-Level Access

Allows convenient servicing to all tanks, filters, lubrication points and compartment drains.

Electric fuel priming. Remote mounted fuel filters for easier serviceability.

## Air Filters

Radial seal air filters are easy to change, reducing time required for air filter maintenance.

## Sight Gauges

Fluid level checks are made easier with sight gauges.

## Diagnostics

Cat Electronic Technician (Cat ET) service tool enables quick electronic diagnosis of machine performance and key diagnostic data for effective maintenance and repairs.

## Sealed Electrical Connectors

Electrical connectors are sealed to lock out dust and moisture. Harnesses are covered for protection. Wires are color and number coded for easy diagnosis and repair.

## Scheduled Oil Sampling

S-O-S<sup>SM</sup> helps avoid minor repairs becoming major ones. Sample point adapters fitted standard to machine.







## Customer Support

Cat dealer services keep underground mining equipment productive.

### Dealer Capability

Cat dealers will provide the level of support you need, on a global scale. Dealer expert technicians have the knowledge, experience, training and tooling to handle your repair and maintenance needs, when and where you need them.

### Product Support

When Cat products reach the field, they are supported 24/7 by a worldwide network of reliable and prompt parts distribution facilities, dealer service centers, and technical training facilities to keep your equipment up and running.

### Service Support

Cat equipment is designed and built to provide maximum productivity and operating economy throughout its working life. Cat dealers will be with you every step of the way with its unsurpassed worldwide parts support, trained technicians and customer support agreements.

### Technology Products

Cat dealers offer a range of advanced technology products designed to improve efficiency, productivity and lower costs. VIMST<sup>™</sup> Gen 3 option available from factory.

### Replacement

Repair or rebuild? Your Cat dealer can help you evaluate the costs so you can make the right choice.



# Safety

Designed with safety as the first priority.

## Product Safety

Caterpillar has been and continues to be proactive in developing mining machines that meet or exceed safety standards. Safety is an integral part of all machine and systems designs.

## Engine Shutoff Switch

A secondary engine shutoff switch is located at ground level.

## Integral ROPS Cab

Integral to the cab and frame, the ROPS is resiliently mounted to the frame to isolate the operator from vibration for a more comfortable ride.

## Brake Systems

Four corner oil-cooled braking system provides excellent control. The service brakes and retarding system are actuated by modulated hydraulic pressure, while the parking brake function is spring applied and hydraulic released. This system assures braking in the event of loss of hydraulic pressure.

## Operator Present System

Automatically engages parking brake, neutralizes steering, implement and transmission control, and shuts down the engine in the event the operator fails to apply the park brake prior to exiting the cab.

## Standard Safety Features

Anti-skid upper deck surfaces, upper deck handrails, 3-point cabin and machine access, push out safety glass, excellent visibility, suspension seat, passenger/training seat, inertia reel retractable belts, steering frame lock, rear window guard, body retaining pins, automatic retarder control, exhaust heat shielding and firewall fitted standard, hitch hydraulic hoses – burst protection sleeves fitted, tailgate retaining pins (ejector body), alternate exit via windows, ground level compartment sight glasses, hot and cold side of engine.

## SAFETY.CAT.COM™

For more complete information on safety, please visit [www.safety.cat.com](http://www.safety.cat.com).

# AD45B Underground Articulated Truck Specifications

## Engine

Engine Model	Cat C18 ACERT	
Gross Power – VR Engine – SAE J1995	438 kW	587 hp
Gross Power – Tier 3 Engine – SAE J1995	408 kW	547 hp
Bore	145 mm	5.7 in
Stroke	183 mm	7.2 in
Displacement	18.1 L	1,104.53 in <sup>3</sup>

- Power ratings apply at a rated speed of 1,800 rpm (VR Engine) or 2,000 rpm (Tier 3 Engine) when tested under the reference conditions for the specified standard.
- Ratings based on SAE J1995 standard air conditions of 25° C (77° F) and 100 kPa (29.61 Hg) barometer. Power based on fuel having API gravity of 35 at 16° C (60° F) and an LHV of 42 780 kJ/kg (18,390 BTU/lb) when engine used at 30° C (86° F).
- Engine derate will commence at an altitude of 2700 m (8,858 ft).
- Optional Ventilation Reduction Package available.
- Optional Tier 3 engine package is compliant with U.S. EPA Tier 3 and EU Stage III emission standards.

## Operating Specifications

Nominal Payload Capacity	45 000 kg	99,208 lb
Gross Machine Mass	85 000 kg	187,393 lb

## Weights

Empty	40 000 kg	88,184 lb
Front Axle	27 600 kg	60,847 lb
Rear Axle	12 400 kg	27,337 lb
Loaded	85 000 kg	187,393 lb
Front Axle	38 760 kg	85,451 lb
Rear Axle	46 240 kg	101,942 lb

## Weight Distribution

Empty	
Front Axle	69%
Rear Axle	31%
Loaded	
Front Axle	45.6%
Rear Axle	54.4%

## Transmission

Forward 1	8 km/h	4.9 mph
Forward 2	10.9 km/h	6.8 mph
Forward 3	15.1 km/h	9.4 mph
Forward 4	20.6 km/h	12.8 mph
Forward 5	28.1 km/h	17.4 mph
Forward 6	38.1 km/h	23.7 mph
Forward 7	52 km/h	32.3 mph
Reverse 1	7.5 km/h	4.6 mph
Reverse 2	10.1 km/h	6.3 mph

- Maximum travel speeds with standard 29.5 × R29 tires.

## Final Drives

Differential Ratio	3.46:1
Final Drive Ratio	5.65:1
Total Reduction Ratio	19.55:1

## Body Hoist

Raise	16 Seconds
Lower	21 Seconds
Total Cycle Time	37 Seconds



# AD45B Underground Articulated Truck Specifications

## Body Capacities

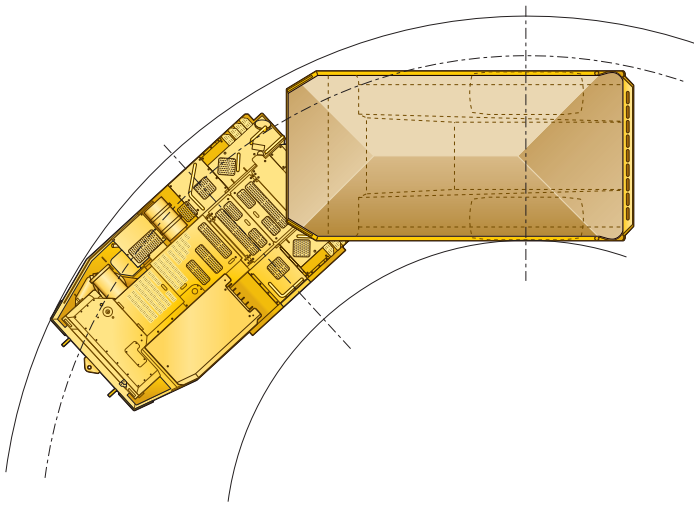
Dump Body 1	18.0 m <sup>3</sup>	23.6 yd <sup>3</sup>
Dump Body 2 (Standard Body)	21.3 m <sup>3</sup>	27.9 yd <sup>3</sup>
Dump Body 3	25.1 m <sup>3</sup>	32.8 yd <sup>3</sup>
Ejector Body	22.9 m <sup>3</sup>	29.9 yd <sup>3</sup>

- Heaped SAE 2:1.

## Turning Dimensions

Outside Clearance Radius*	9291 mm	365.8 in
Inside Clearance Radius*	5310 mm	209 in
Frame Oscillation	10°	
Articulation Angle	42.5°	

\*Clearance dimensions are for reference only.



## Service Refill Capacities

Engine Crankcase with Filter	64 L	16.9 gal
Transmission	60 L	15.9 gal
Hydraulic Tank	266 L	70.3 gal
Cooling System	85 L	22.5 gal
Front Differentials and Final Drives	77 L	20.3 gal
Rear Differentials and Final Drives	83 L	21.9 gal
Fuel Tank	764 L	201.8 gal

## Tires

Tire Size	29.5 × R29
-----------	------------

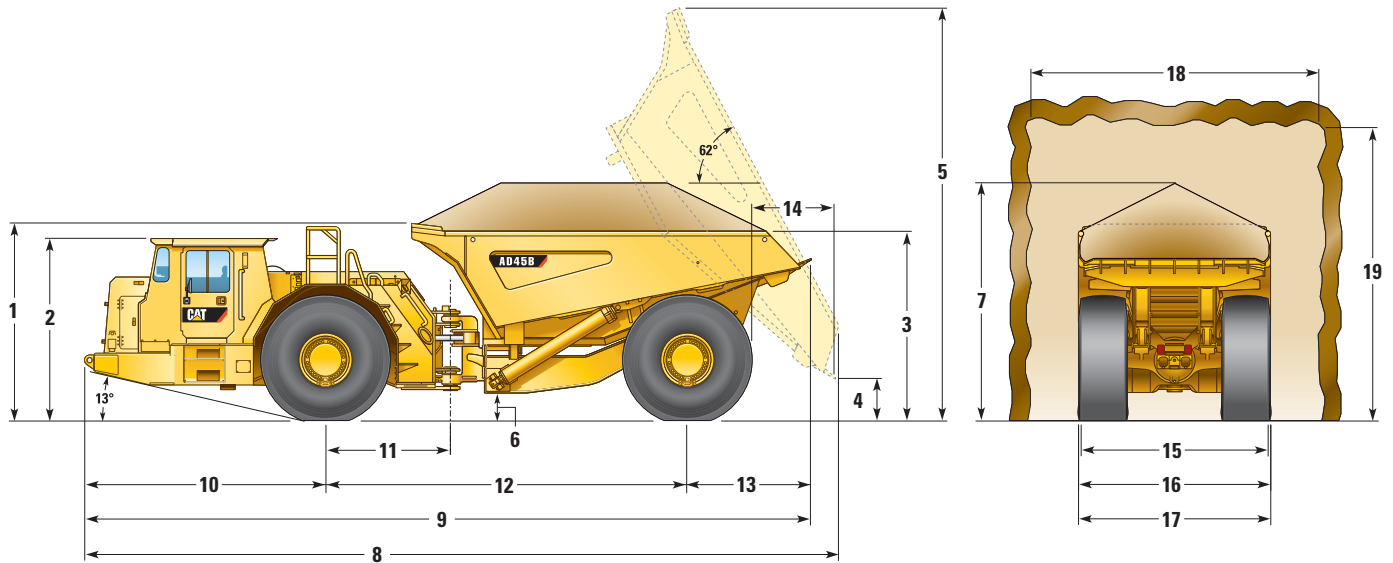
## Standards

Brakes	ISO 3450, AS2958.1, CAN-CSA424.30-M90
Cab/FOPS	ISO 3449, SAE J231, AS2294.3, EN13627
Cab/ROPS	ISO 3471, SAE J1040, AS2294.2, EN13510

# AD45B Underground Articulated Truck Specifications

## Dimensions

All dimensions are approximate.



	307-1156 Dump Body		267-5319 Dump Body		275-0710 Dump Body		351-1482 Ejector Body	
	m <sup>3</sup>	yd <sup>3</sup>	m <sup>3</sup>	yd <sup>3</sup>	m <sup>3</sup>	yd <sup>3</sup>	m <sup>3</sup>	yd <sup>3</sup>
Body Capacity	18.0 m <sup>3</sup>	23.5 yd <sup>3</sup>	21.3 m <sup>3</sup>	27.9 yd <sup>3</sup>	25.1 m <sup>3</sup>	32.8 yd <sup>3</sup>	22.9 m <sup>3</sup>	29.9 yd <sup>3</sup>
	mm	in	mm	in	mm	in	mm	in
<b>1</b> Height – Top of Empty Body	2831	111.5	3036	119.5	3181	125.2	3463	136.3
<b>2</b> Height – Top of ROPS	2817	110.9	2817	110.9	2817	110.9	2817	110.9
<b>3</b> Height – Body Loading	2720	107.1	2925	115.2	3070	120.9	3179	125.2
<b>4</b> Height – Dump Clearance**	665	26.2	665	26.2	665	26.2	1001	39.4
<b>5</b> Height – Top of Raised Body	6012	236.7	6357	250.3	6603	260.0	—	—
<b>6</b> Height – Ground Clearance	441	17.4	441	17.4	441	17.4	441	17.4
<b>7</b> Height – Top of Load (SAE 2:1)	3610	142.1	3655	143.9	3705	145.9	3705	145.9
<b>8</b> Length – Maximum Overall Length	11 561	455.2	11 622	457.6	11 682	459.9	11 561	455.2
<b>9</b> Length – Overall Body Down	11 194	440.7	11 194	440.7	11 194	440.7	11 194	440.7
<b>10</b> Length – Front Axle to Front Bumper	3718	146.4	3718	146.4	3718	146.4	3718	146.4
<b>11</b> Length – Front Axle to Hitch	1920	75.6	1920	75.6	1920	75.6	1920	75.6
<b>12</b> Length – Wheel Base	5570	219.3	5570	219.3	5570	219.3	5570	219.3
<b>13</b> Length – Rear Axle to Tail	1906	75.0	1906	75.0	1906	75.0	2017	79.4
<b>14</b> Length – Rear Wheel to Raised Body	1268	49.9	1268	49.9	1268	49.9	946	37.2
<b>15</b> Width – Overall Tire	3000	118.1	3000	118.1	3000	118.1	3000	118.1
<b>16</b> Width – Machine with Body	3000	118.1	3000	118.1	3200	126.0	3200	126.0
<b>17</b> Width – Machine without Body	3000	118.1	3000	118.1	3000	118.1	3000	118.1
<b>18</b> Recommended Clearance Width*	4500	177.2	4500	177.2	4500	177.2	4500	177.2
<b>19</b> Recommended Clearance Height*	4500	177.2	4500	177.2	4500	177.2	4500	177.2

\*Clearance dimensions are for reference only.

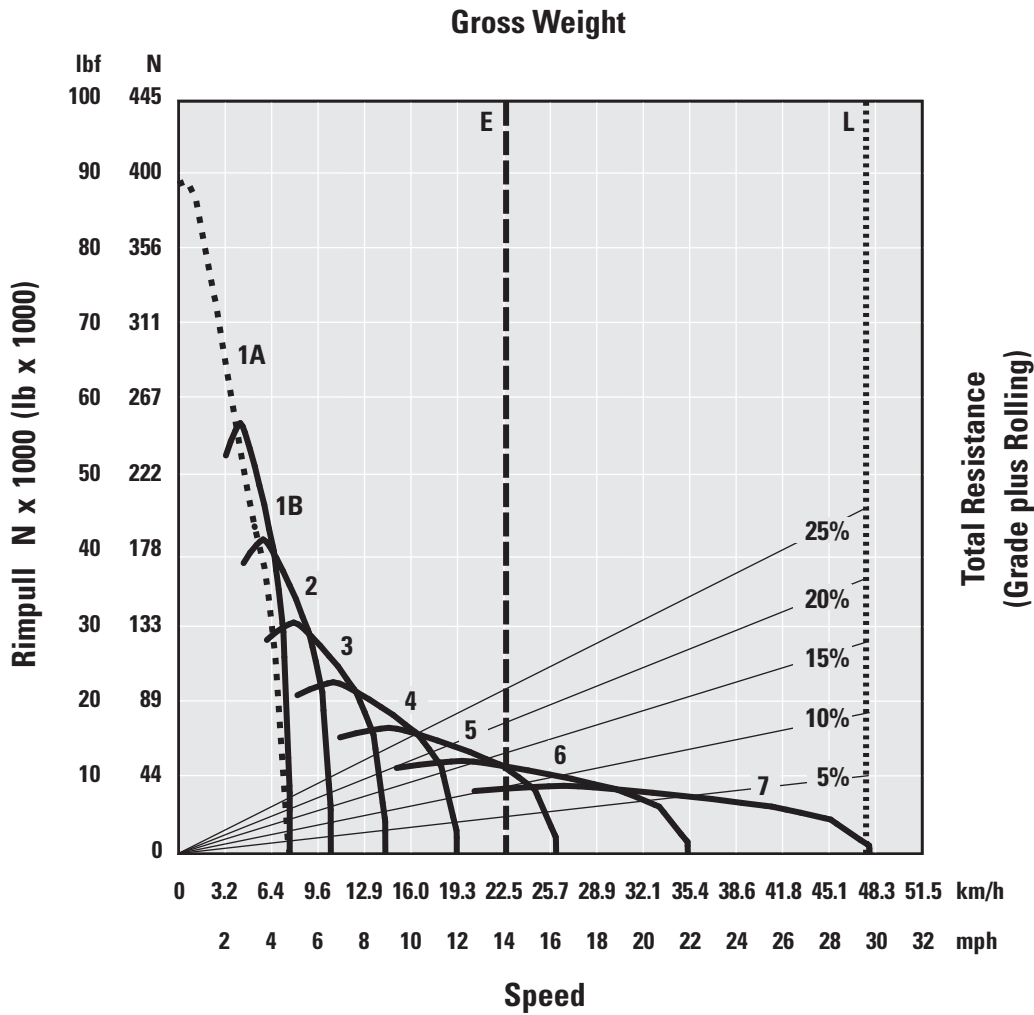
\*\*Measurement taken with tailgate down for ejector body.

# AD45B Underground Articulated Truck Specifications

## Gradeability/Speed/Rimpull

To determine gradeability performance: Read from gross weight down to the percent of total resistance. Total resistance equals actual percent grade plus rolling resistance as a general guide use 2% for rolling resistance in underground application or refer to the Caterpillar Performance Handbook. From the total resistance point, read horizontally to the curve with the highest obtainable gear, then down to maximum speed. Usable rimpull will depend upon traction available and weight on drive wheels.

- Typical Field Empty Weight
- ..... Loaded Weight



- 1A – 1st Gear Torque Converter Drive
- 1B – 1st Gear Direct Drive
- 2 – 2nd Gear Direct Drive
- 3 – 3rd Gear Direct Drive
- 4 – 4th Gear Direct Drive
- 5 – 5th Gear Direct Drive
- 6 – 6th Gear Direct Drive
- 7 – 7th Gear Direct Drive

- E – Empty 40 000 kg (88,185 lb)
- L – Loaded 85 000 kg (187,393 lb)



# AD45B Standard Equipment

## Standard Equipment

Standard equipment may vary. Consult your Cat dealer for details.

### ELECTRICAL

- 12V power supply in cab
- Alternator, 95-amp
- Auxiliary start receptacle
- Battery disconnect switch, ground level
- Circuit breaker, 80-amp
- Corrosive protection spray
- Diagnostic connector
- Electric starting, 24V
- Engine shutdown switch, ground level
  - Front left hand side
- Lighting
  - Brake and tail light, LED
  - Headlights with dimmer switch, halogen
  - Rear work light (cab mounted), halogen
  - Reversing lights, halogen
- Low maintenance batteries
- Reversing alarm
- Starting and charging system

### OPERATOR ENVIRONMENT

- Cat Electronic Monitoring System (Cat EMS)
- Electric horns
- Gauges
  - Engine coolant temperature
  - Transmission coolant temperature
  - Hydraulic oil temperature
  - Fuel level
  - Speedometer
  - Tachometer
- Indicator lights
  - Alert warning light
  - Body up position warning
  - High beam
  - Residual brake pressure warning
  - Retarder application
  - Turn signal
- Low hydraulic level warning
- Open operator station ROPS/FOPS structure
- Operator presence system (auto park brake)
- Rearview mirrors
- Suspension seat Cat Comfort TLV2 with retractable seat belt
- Trainer/passenger seat and seat belt
- Tilt/telescopic steering wheel
- Turn signal indicators

### POWER TRAIN

- Cat C18 ATAAC diesel engine, 6-cylinder
- Automatic brake retarder control
- Auto shift transmission 7 speed forward/ 2 speed reverse
- Control throttle shifting
- Engine air intake precleaner
- Electric fuel priming pump
- Exhaust, turbo compartment shielding
- Four wheel drive
- Long life coolant
- Programmable ground speed limiting
- Programmable gear block out with tray up
- Radiator cap manual release
- Radiator, cross flow
- SAFR™ full hydraulic enclosed wet, multiple-disc brakes, oil cooled
- Torque converter, standard with automatic lockup

### OTHER STANDARD EQUIPMENT

- Body, dump, (21.3 m<sup>3</sup>, 27.9 yd<sup>3</sup>)
- Catalytic exhaust purifier/muffler group
- Centralized lubrication points
- Decals, international picto graphics
- Dual fuel tanks
- Engine and transmission belly guards
- Fenders, front, rear flaps
- Fire wall
- Fuel system manual shut off tap
- Front axle suspension
- Frame lifting lugs
- Front and rear tow pin
- Front rubber bumpers
- Hand hold (access on/off top deck)
- Hitch, articulated and oscillated
- Operator and Maintenance Manual, English
- S-O-S port
  - Coolant
  - Engine oil
  - Hydraulic oil
  - Transmission oil
- Swing out radiator grill
- Tires and rims: A tire must be selected from the mandatory attachments section of the machine price list. Base machine price includes a standard tubeless rim allowance only.

## Optional Equipment

Optional equipment may vary. Consult your Cat dealer for details.

- Battery shutdown
    - Ground level isolation, in cab isolation switch
    - Ground level isolation, engine shutdown switch
    - Ground level isolation, in cab isolation, engine shutdown switch
  - Body dump
    - Body, (18.0 m<sup>3</sup>, 23.5 yd<sup>3</sup>)
    - Body, (25.1 m<sup>3</sup>, 32.8 yd<sup>3</sup>)
  - Body ejector
    - Ejector, (22.9 m<sup>3</sup>, 30.0 yd<sup>3</sup>)
  - Body liners, impact and/or wear
    - 10 mm (0.4"), body, dump (18.0 m<sup>3</sup>, 23.5 yd<sup>3</sup>)
    - 10 mm (0.4"), body, dump (21.3 m<sup>3</sup>, 27.9 yd<sup>3</sup>)
    - 10 mm (0.4"), body, dump (25.1 m<sup>3</sup>, 32.8 yd<sup>3</sup>)
    - 10 mm (0.4"), body, ejector, (22.9 m<sup>3</sup>, 30.0 yd<sup>3</sup>)
  - Body wear plate, external
    - 16 mm (0.62"), body, dump (18.0 m<sup>3</sup>, 23.5 yd<sup>3</sup>)
    - 16 mm (0.62"), body, dump (21.3 m<sup>3</sup>, 27.9 yd<sup>3</sup>)
    - 16 mm (0.62"), body, dump (25.1 m<sup>3</sup>, 32.8 yd<sup>3</sup>)
  - Brake pressure gauges
  - Camera, color rear facing
  - Cover, anti vandalism for shipping
  - Engine options
    - Diesel particulate filter (for use with VR engine only)
    - Engine, Ventilation Reduction (VR)
    - Tier 3
  - Fast fill system
    - Coolant
    - Engine oil
    - Fuel (dual tanks)
    - Hydraulic oil
    - Transmission oil
  - Fire suppression system
    - Ansul, dry powder
    - Foam, water based
  - Fluids
    - Arctic fuel
    - Arctic coolant
  - Lighting
    - Headlights with dimmer switch, LED
    - Rear work light (cab mounted), LED
    - Reversing lights, LED
  - Lubrication system
    - Automatic, dump or ejector body
    - Centralized, ejector body
  - Mine transfer
    - Mine transfer ready front frame (tack welded)
    - Mine transfer ready dump body (tack welded)
    - Mine transfer ready ejector body (tack welded)
  - Operators station ROPS/FOPS enclosed
    - Air conditioning
    - Cab pressurizer and filter
    - Dome light
    - Heater
    - Radio ready compartment for radio and speakers
    - Sun visor
    - Window, sliding cab door
  - Operator and Maintenance Manual
    - Chinese
    - Indonesian
    - French
    - Portuguese
    - Russian
    - Spanish
  - Park brake switch engagement
    - Push to apply
    - Pull to apply
  - Payload
    - Truck Payload Measurement System (TPMS)
    - Remote display for TPMS
  - Reflective tape
  - Rims
    - Rim identification numbering
    - Spare, tubeless
  - Seat
    - Suspension seat Cat Comfort TLV2, vinyl
    - Suspension seat tee, mechanical
  - Seat cover
    - Tee and Cat Comfort TLV2
    - Seat cover, companion
  - Secondary steering system
  - Service tools
    - Collet jacking bolts, dump or ejector
    - Diagnostics box
    - Hoist cylinder supports (for body removal)
    - Brake wear gauge
    - Reference parts manual for additional tooling available
  - Switches
    - Engine shutdown, fire suppression activation
    - Idle timer
    - Engine shutdown, fire suppression activation/idle timer
  - Technology
    - Vital Information Management System (VIMS) Gen 3
  - Tire arrangements
    - Tire, 29.5 × R29 VSNT Bridgestone
    - Tire, 29.5 × R29 VSDL Bridgestone
  - Torque converter, high altitude, 3000 m (9,842 ft) and up
- NOTE:** Not all features are available in all regions. See your Cat dealer for more information.

For more complete information on Cat products, dealer services, and industry solutions, visit us on the web at [www.cat.com](http://www.cat.com)

© 2014 Caterpillar  
All rights reserved

Materials and specifications are subject to change without notice. Featured machines in photos may include additional equipment. See your Cat dealer for available options.

CAT, CATERPILLAR, SAFETY.CAT.COM, their respective logos, "Caterpillar Yellow" and the "Power Edge" trade dress, as well as corporate and product identity used herein, are trademarks of Caterpillar and may not be used without permission.

AEHQ6325-02 (10-2014)  
Replaces AEHQ6325-01

